

# HOUSE WAYS & MEANS

Higher Education Subcommittee

January 21, 2025





# System Overview

## Research Institution

USC Columbia

## Comprehensives

USC Aiken

USC Beaufort

USC Upstate

## Palmetto College

USC Lancaster

USC Salkehatchie

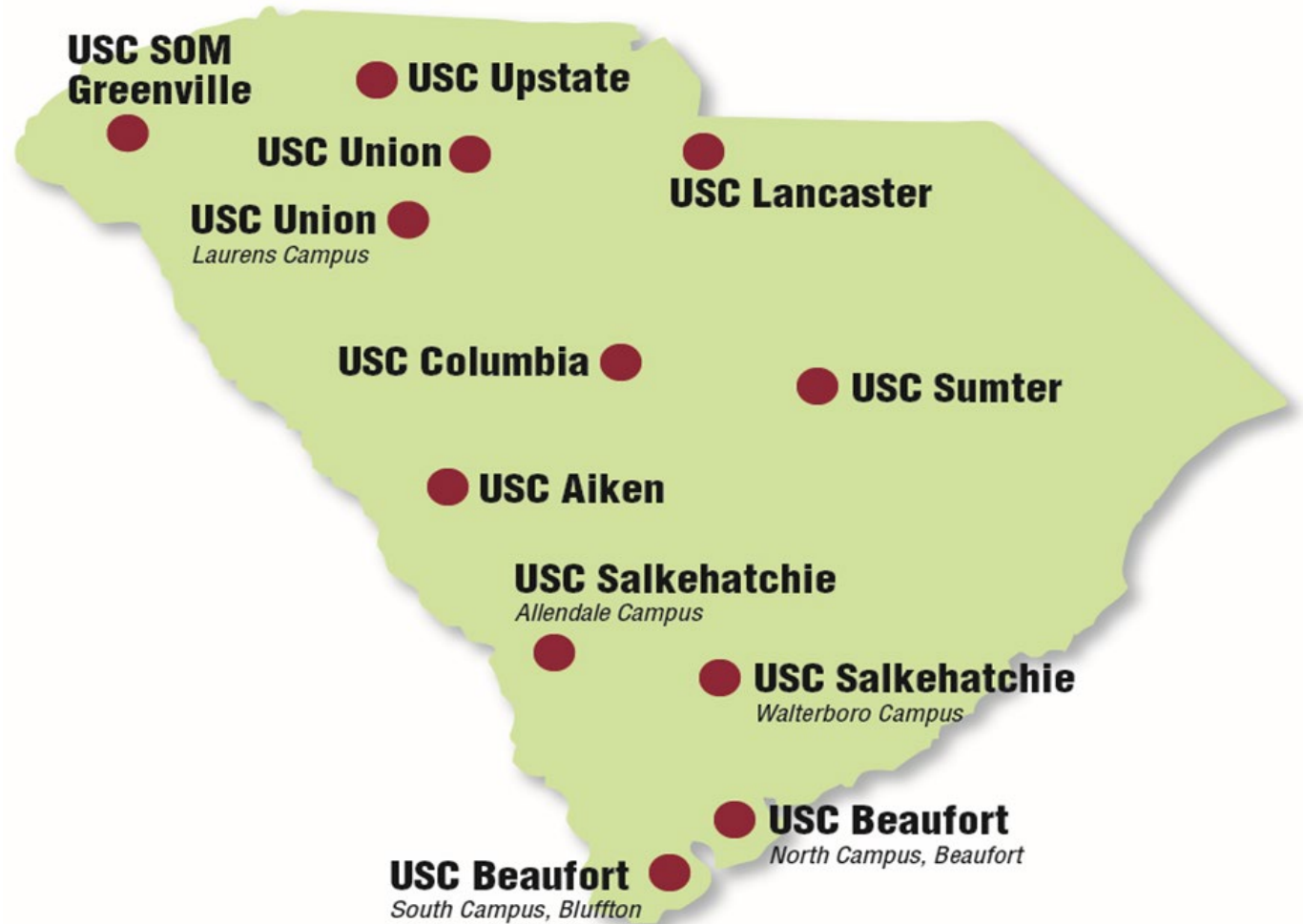
USC Sumter

USC Union

## School of Medicine

Columbia

Greenville

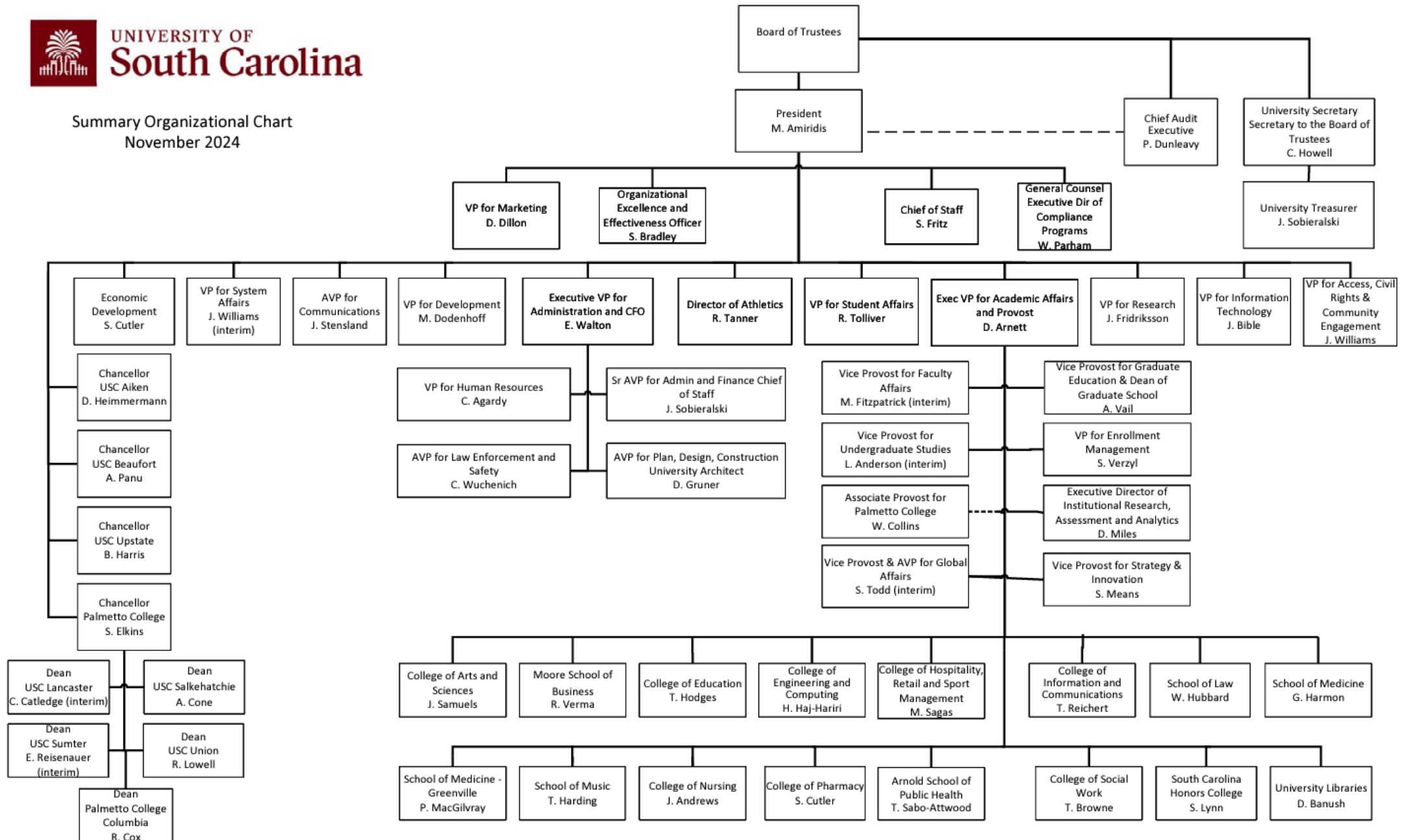


UNIVERSITY OF  
**South Carolina**



# UNIVERSITY OF South Carolina

## Summary Organizational Chart November 2024





# KEY OFFICIALS IN ATTENDANCE

Michael D. Amiridis, President, [president@sc.edu](mailto:president@sc.edu)

Daniel Heimmermann, USC Aiken Chancellor, [daniel.heimmermann@usca.edu](mailto:daniel.heimmermann@usca.edu)

Al Panu, USC Beaufort Chancellor, [APANU@uscb.edu](mailto:APANU@uscb.edu)

Bennie Harris, USC Upstate Chancellor, [BENNIEH@USCUPSTATE.EDU](mailto:BENNIEH@USCUPSTATE.EDU)

Susan Elkins, USC Palmetto College Chancellor, [SELKINS@mailbox.sc.edu](mailto:SELKINS@mailbox.sc.edu)

Donna Arnett, Executive Vice President for Academic Administration Affairs and Provost, [Donna.Arnett@sc.edu](mailto:Donna.Arnett@sc.edu)

Ed Walton, Executive Vice President for Administration and CFO, [WALTONE@mailbox.sc.edu](mailto:WALTONE@mailbox.sc.edu)

John “Brice” Bible Jr., Vice President for Information Technology and CIO, [bricebible@sc.edu](mailto:bricebible@sc.edu)

Julian Williams, Vice President for Access and Affordability and Interim Vice President for System Affairs, [JULIAN.WILLIAMS@sc.edu](mailto:JULIAN.WILLIAMS@sc.edu)

Michelle Dodenhoff, Vice President for Development, [MDODENHOFF@sc.edu](mailto:MDODENHOFF@sc.edu)

Julius Fridriksson, Vice President for Research, [FRIDRIKS@mailbox.sc.edu](mailto:FRIDRIKS@mailbox.sc.edu)

Jeff Stensland, Interim Associate Vice President for Communications, [stenslan@mailbox.sc.edu](mailto:stenslan@mailbox.sc.edu)

J. Rex Tolliver, Vice President for Student Affairs, [JREX@sc.edu](mailto:JREX@sc.edu)

Scott Verzyl, Vice President for Enrollment Management, [VERZYL@email.sc.edu](mailto:VERZYL@email.sc.edu)

Joe Sobieralski, Senior Associate Vice President for Administration and Finance Chief of Staff, [SOBIERAL@mailbox.sc.edu](mailto:SOBIERAL@mailbox.sc.edu)

Kelly Epting, Associate Vice President for Finance and Budget, [EPTINGK@mailbox.sc.edu](mailto:EPTINGK@mailbox.sc.edu)

Anna Edwards, Office of the President Chief of Staff, [edwards@sc.edu](mailto:edwards@sc.edu)

Derek Gruner, AVP for Plan, Design, Construction University Architect, [DGRUNER@fmc.sc.edu](mailto:DGRUNER@fmc.sc.edu)

Derrick Meggie, Director of State Government and Community Relations, [MEGGIE@mailbox.sc.edu](mailto:MEGGIE@mailbox.sc.edu)

Diane Parham, Director of Executive Communications, [PARHAMDV@mailbox.sc.edu](mailto:PARHAMDV@mailbox.sc.edu)

Terry Parham, General Counsel and Executive Director of Compliance Programs, [TERRY@mailbox.sc.edu](mailto:TERRY@mailbox.sc.edu)

Craig Parks, Director of Public Affairs and Advocacy, [CPARKS2@mailbox.sc.edu](mailto:CPARKS2@mailbox.sc.edu)

D. Ray Tanner, Director of Athletics, [RTANNER@mailbox.sc.edu](mailto:RTANNER@mailbox.sc.edu)

Patton Byars, Student Body President, [pbyars@email.sc.edu](mailto:pbyars@email.sc.edu)

*\*subject to change*



UNIVERSITY OF  
**South Carolina**

# POINTS OF PRIDE

- **#1 FIRST-YEAR EXPERIENCE**

Led by its **pioneering, globally recognized freshman seminar University 101**, USC is **ranked No. 1** among public institutions for first-year experience (*U.S. News*).

- **SOUTH CAROLINA'S TOP EDUCATOR**

The USC system develops critical thinkers who become leaders advancing our state, **awarding more than 12,000 degrees a year**.

- **MILITARY-FRIENDLY**

USC welcomes and supports veterans and military service members. **USC Columbia and USC Aiken are both ranked by *Military Times* as among the best institutions** in the nation for veterans.

- **TOP 10 PERCENT GRADUATION RATE**

USC's graduation rate is **more than 20 percent higher than the national average**, placing it among the Top 10 percent for public universities.

- **SERVING OUR GROWING STATE**

**USC Beaufort's enrollment has more than doubled** since it began granting bachelor's degrees in 2002.

- **ENGINE OF OPPORTUNITY**

**USC provides more opportunities for African American and minority students** than any other institution in South Carolina, leading in both enrollment and graduation.

- **MORE THAN 60 NATIONALLY RANKED ACADEMIC PROGRAMS**

USC is South Carolina's academic leader, with **more *U.S. News*-ranked graduate programs** than any other college or university in the state.

- **MEETING SOUTH CAROLINA'S HEALTH CARE NEEDS**

USC is filling the state's need for new nurses, **graduating nearly 900 nurses per year**. Overall, South Carolina awards 4,000 health science degrees each year, spanning 100 degree programs.

- **TOP PUBLIC HONORS COLLEGE**

A model for higher education excellence, the South Carolina Honors College holds the **top rating among public honors college programs** (Inside Honors 2020-21).



# POINTS OF PRIDE

- **STAYING AFFORDABLE AND ACCESSIBLE**

The University of South Carolina has kept **tuition flat for in-state students since 2019**. It also **guarantees admission** to South Carolina students in the Top 10 percent of their high school class. Two-thirds of all students in the USC system are in-state students.

- **# 1 INTERNATIONAL BUSINESS (GRADUATE AND UNDERGRADUATE)**

USC develops **world-class leaders who thrive in the global economy**, with the top-ranked undergraduate and graduate international business programs in the nation (U.S. News).

- **TOP 5 SPORT SCIENCE**

USC's sport science programs are **ranked No. 5 in the country**. The ranking includes the Arnold School of Public Health's exercise science and athletic training programs and the College of Hospitality, Retail and Sport Management's sport and entertainment management program (Global Ranking of Sport Science Schools and Departments).

- **BUILDING STRONG CONNECTIONS**

USC's new Campus Village housing development is composed of four state-of-the-art buildings. Campus village provides students with a wide range of features and amenities designed to build strong communities by **fostering shared academic and social development**.

- **HIGH-ACHIEVING STUDENT-ATHLETES**

Nearly **75 percent of all Gamecock student-athletes** (scholarship or walk-on) **make the SEC Academic Honor Roll each year**. Gamecock student-athletes have led in the SEC Academic Honor Roll seven out of the last nine years, averaging 415 honor roll mentions each year since 2015-16.

- **GAMECOCK FAMILY – 360,000+ ALUMNI**

USC Alumni join a lifelong family bound by loyalty. The university system includes more than 360,000 alumni worldwide and **more than 220,000 alumni in South Carolina**.

- **SUPERIOR LIVING/LEARNING COMMUNITIES**

USC's intellectually stimulating living and learning communities are ranked **No. 10 in the nation** and No. 4 among public universities (U.S. News). The university has **13 living and learning communities**, including the Galen Fellows health science community and the Rhodos Fellows community for information, design and computing.

- **BEST VALUE**

USC offers a **high-quality education at a reasonable cost**; U.S. News named USC a Best Value School (2024).



UNIVERSITY OF  
**South Carolina**

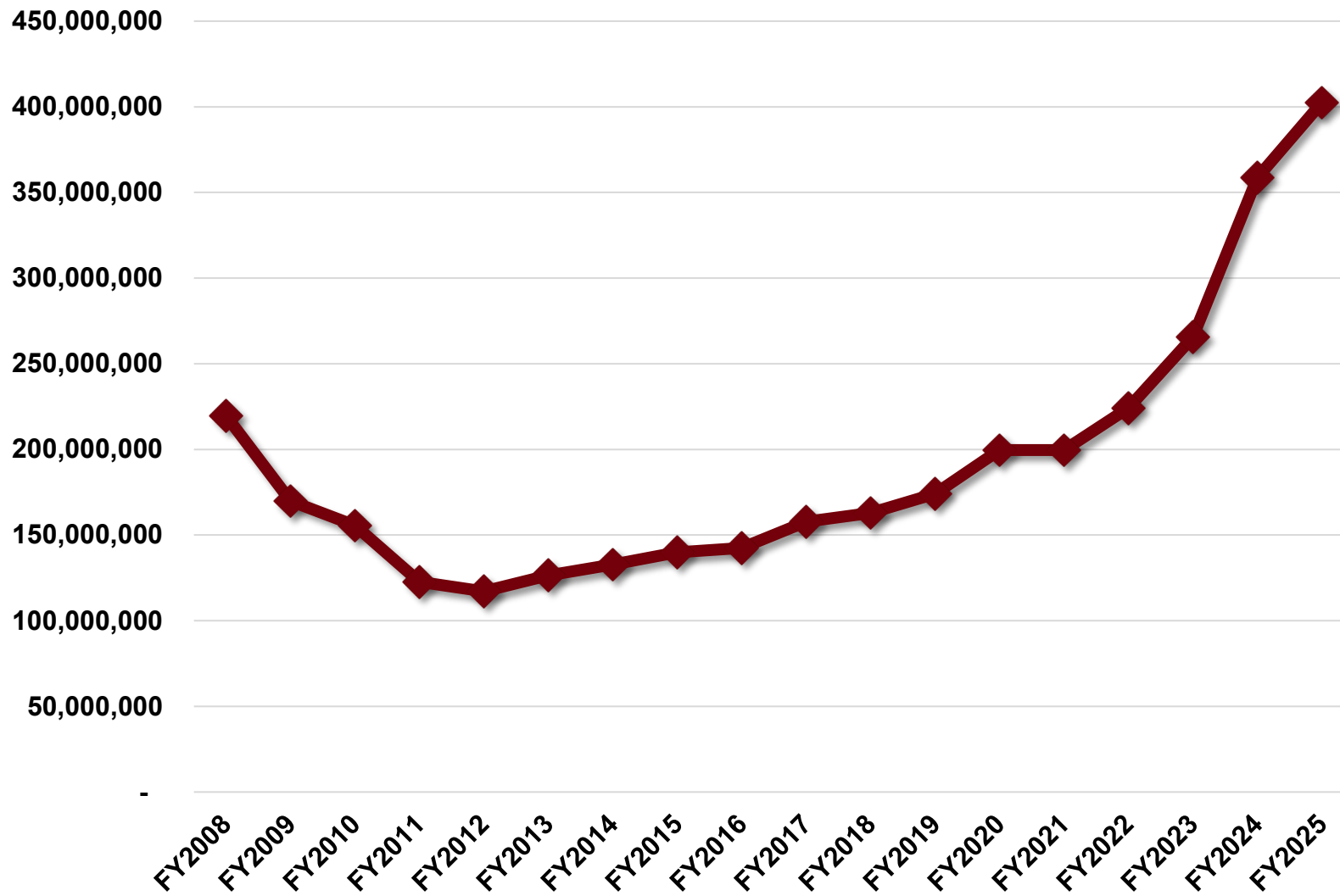


UNIVERSITY OF  
**South Carolina**

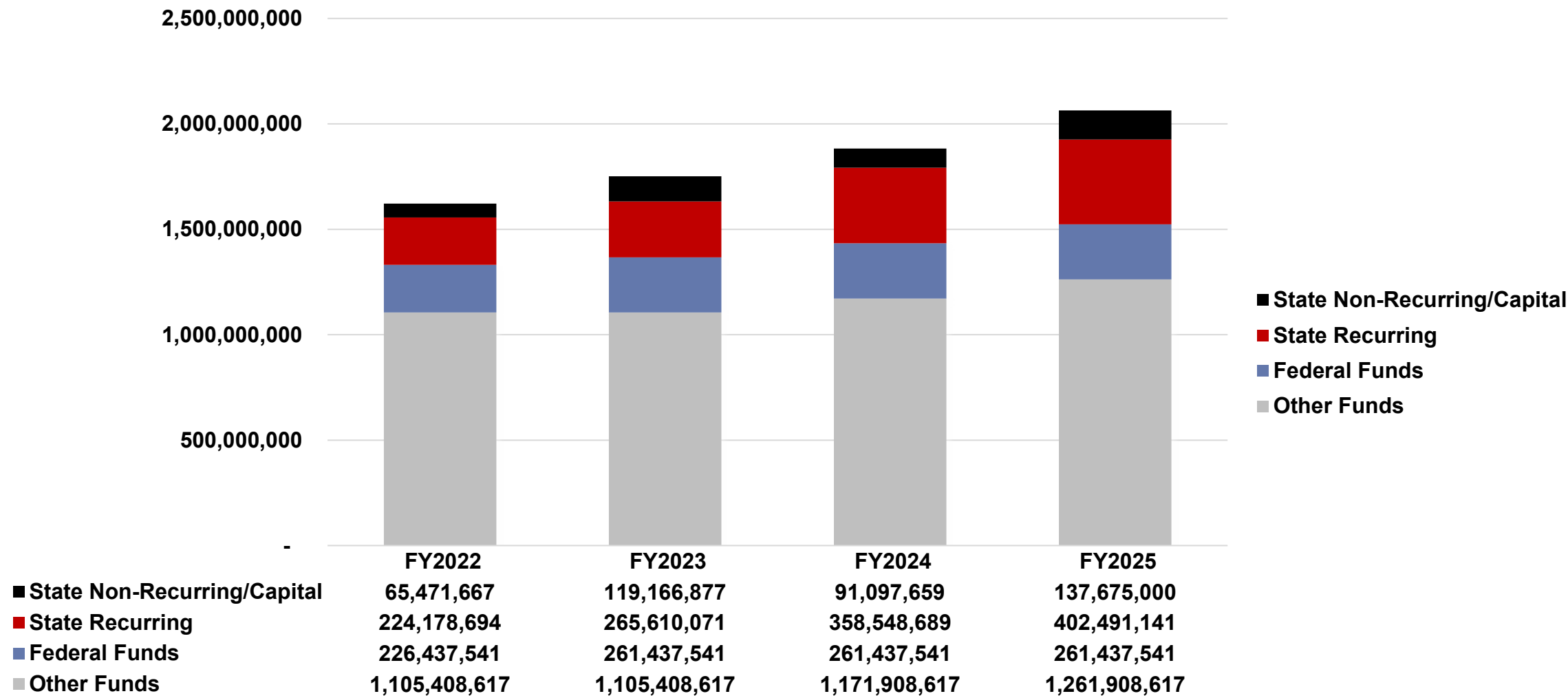
**University System**



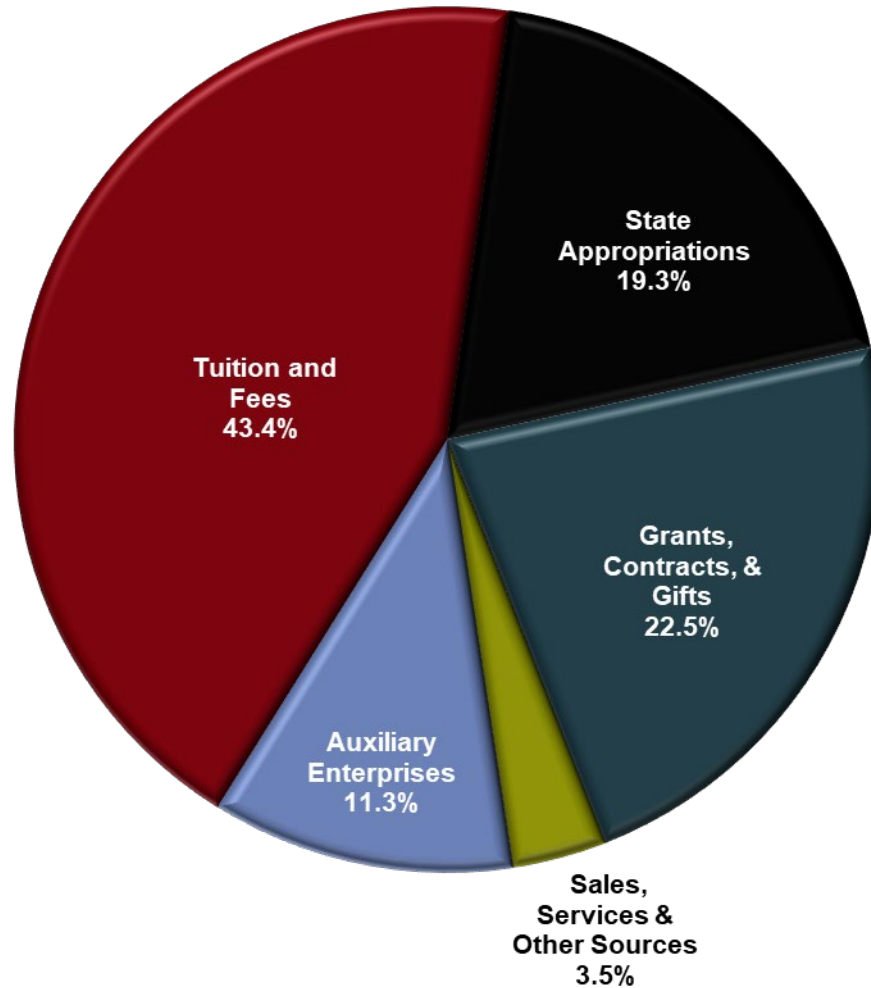
# SYSTEM STATE APPROPRIATIONS



# SYSTEM STATE BUDGET HISTORY



# SYSTEM TOTAL CURRENT FUNDS



## USC System Budget FY 2024-2025 Revenues

### Unrestricted Funds

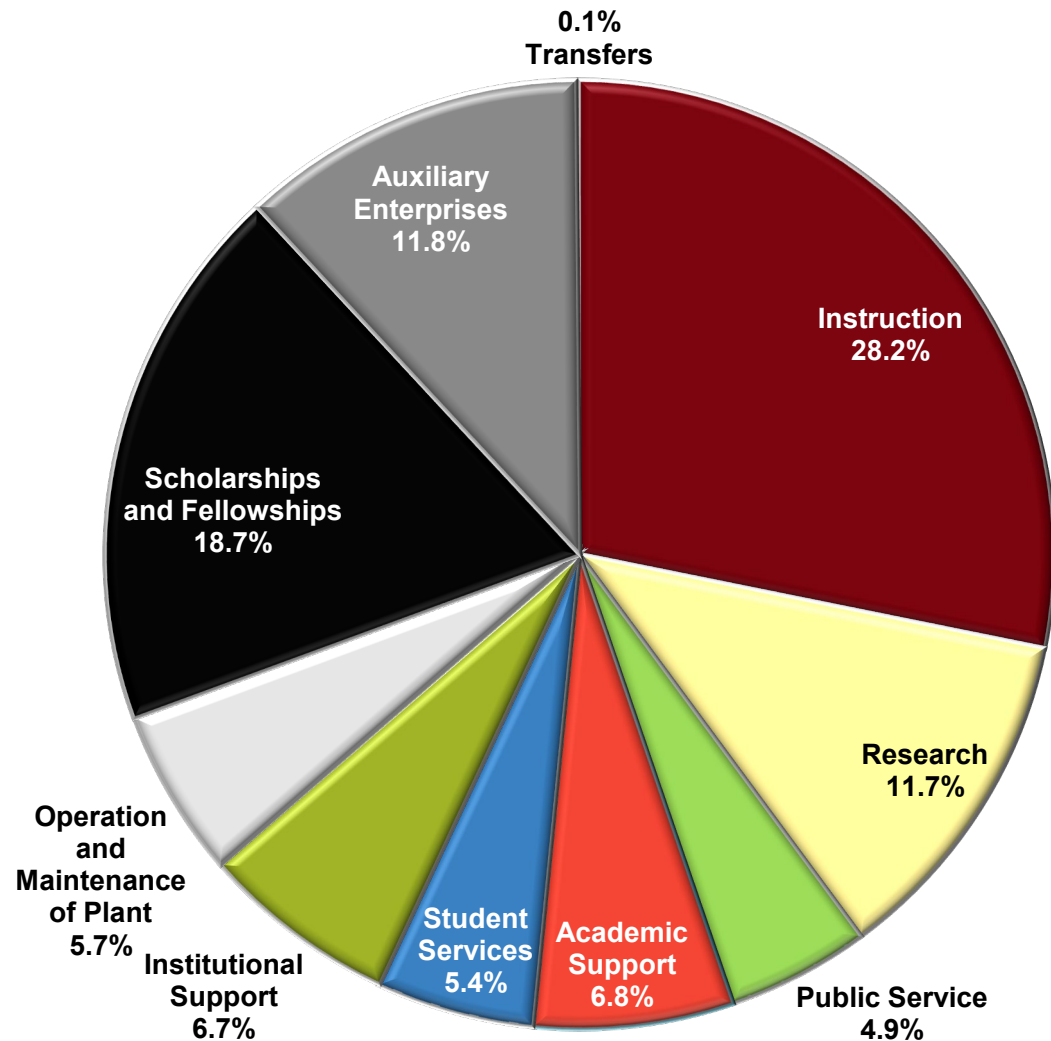
E & G	\$ 1,389,934,452
Auxiliaries	277,287,104
<b>Unrestricted Total</b>	<b>1,667,221,556</b>

### Restricted Funds

E & G	436,693,059
Auxiliaries	-
<b>Restricted Total</b>	<b>436,693,059</b>
Use of Fund Balance	(4,450,205)
<b>TOTAL SOURCES</b>	<b>\$ 2,099,464,410</b>



# SYSTEM TOTAL CURRENT FUNDS



## USC System Budget FY2024-2025 Expenditures

Instruction	\$ 591,954,616
Research	246,298,798
Public Service	102,419,284
Academic Support	142,973,114
Student Services	112,848,950
Institutional Support	139,154,771
Operation and Maintenance of Plant	120,644,344
Scholarships and Fellowships	393,102,584
Auxiliary Enterprises	247,198,637
Transfers	2,869,314
<b>TOTAL EXPENDITURES</b>	<b><u>\$ 2,099,464,410</u></b>





# SYSTEM CAPITAL PROJECTS

Campus	# of Projects	Approved Budget		Expenses		Remaining Balance
Columbia	26	\$	867,962,060	\$	455,446,173	\$ 412,515,887
Aiken	6		21,775,000		12,430,572	9,344,428
Beaufort	2		14,925,196		2,412,390	12,512,806
Lancaster	1		5,750,000			5,750,000
Salkehatchie						-
Sumter	2		9,147,020		7,240,919	1,906,101
Union	1		3,278,007		2,904,323	373,684
Upstate	7		42,790,000		10,188,702	32,601,298
<b>Total</b>	<b>45</b>	<b>\$</b>	<b>965,627,283</b>	<b>\$</b>	<b>490,623,079</b>	<b>\$ 475,004,204</b>

Table represents all open and approved State Capital Projects as of September 30, 2024, through the State's Capital Project approval process. Full detail of all projects by source of funds are available upon request. Columbia campus includes School of Medicine.



# SYSTEM MAINTENANCE & REPAIR REPORT

Campus	# of Projects	Approved Budget	Expenses	Remaining Balance
Columbia	10	\$ 19,837,201	\$ 13,380,160	\$ 6,457,041
Aiken	6	12,733,616	9,311,094	3,422,522
Beaufort	2	1,923,200	98,426	1,824,774
Lancaster	7	18,104,946	5,448,745	12,656,201
Salkehatchie	7	10,685,592	3,523,352	7,162,240
Sumter	5	12,485,400	4,649,645	7,835,755
Union	7	11,625,000	3,671,994	7,953,006
Upstate	5	17,010,339	7,335,364	9,674,975
<b>Total</b>	<b>49</b>	<b>\$ 104,405,294</b>	<b>\$ 47,418,779</b>	<b>\$ 56,986,515</b>



# COLUMBIA CAMPUS

## E&G MAINTENANCE EXPENDITURES (EXPENDED AND PLANNED)

Fiscal Year	Maintenance Projects in 5 Year Plan	Maintenance Projects not in 5 Year Plan (<250k)	E&G Funding for Small Maintenance Projects	Total Annual Funding for E&G Maintenance	State CRF Funding (included in Total Amount)
2018-2019	\$ 1,481,772	\$ 4,690,958	\$ 2,350,907	\$ 8,523,637	\$ -
2019-2020	44,175,000	950,718	2,377,600	47,503,318	5,000,000
2020-2021	5,635,000	1,845,000	2,401,026	9,881,026	-
2021-2022	18,035,000	3,475,658	2,458,571	23,969,229	-
2022-2023	39,175,000	-	2,507,742	41,682,742	20,350,000
2023-2024	36,000,000	3,346,000	2,750,000	42,096,000	30,000,000
2024-2025	13,380,159	143,482	2,750,000	16,273,641	-
<b>Total</b>	<b>\$ 157,881,931</b>	<b>\$ 14,451,816</b>	<b>\$ 17,595,846</b>	<b>\$ 189,929,593</b>	<b>\$ 55,350,000</b>

15 This Columbia Campus schedule is sourced from the institution's Five-Year Capital Improvement Plan; however, this schedule also accounts for smaller maintenance projects below \$250,000 that are not documented in the Plan and do not require Board approvals. Supporting notes are provided on the next slide.



UNIVERSITY OF  
**South Carolina**

# COLUMBIA CAMPUS

## E&G MAINTENANCE EXPENDITURES (EXPENDED AND PLANNED)

Fiscal Year	Notes
2018-2019	Five Year Plan projects include: Barnwell Exterior Maintenance Project, roof replacements, and interior maintenance
2019-2020	Five Year Plan projects include: South Caroliniana Library Renovation, LeConte College Maintenance Renovation, Jones PSC Lab Renovation, and Swearingen. CRF funding for South Caroliniana Library Renovation in FY15/16 budget.
2020-2021	Quantity of projects affected by pandemic which slowed the expenditure of funds on capital projects in FY22. Five Year Plan projects include: Recurring annual Classroom Maintenance renovations, Coker Roof Replacement.
2021-2022	Five Year Plan projects include: West Energy Chiller Replacement (\$3.1M), numerous smaller utility maintenance infrastructure projects (\$2.7M), building envelope and roof maintenance projects (\$4.825M), HVAC and electrical building maintenance (\$2.85M), and other interior building maintenance projects (\$4.56M).
2022-2023	Five Year Plan projects include: Wardlaw College Envelope Renovation (\$4M), War Memorial Maintenance Renovation (\$4.4M), other building envelope and roof maintenance projects (\$18.1M), HVAC, electrical, and other interior building maintenance (\$12.7M)
2023-2024	Five Year Plan projects include: Roof replacements for McMaster(\$1.2m) and Blatt (\$2.6m), Swearingen Infrastructure Replacement (\$9m), and renovation of Booker T Washington Civil Rights Center (\$8m).
2024-2025	Five Year Plan projects include: Roof replacements for Colonial Life, Med Park #15, Renovation Maintenance Jones, West Campus, Horry Guignard and Booker T Washington
General Notes	1. Most Five Year Plan data is based on approved budget amounts shown in the plan and include all hard and soft costs. The final actual cost of the project will typically be slightly less since there is often minor funding left at the end of a project. Older projects are calculated as actual expenses.
	2. Renovation work that occurs for purely functional reasons (i.e. not maintenance-focused work) or work that installs new systems, for example, the installation of a new sprinkler system in a building that does not currently have a sprinkler system, has not been included in the data for maintenance totals. These expenditures are in addition to the maintenance data shown above.
	3. State CRF/Lottery Funds are shown in the fiscal year in which they were predominantly expended and not in the earlier year in which they were appropriated. The \$20,350,000 of CRF funding appropriated in FY22 is expected to be begin being expended on construction in the summer of 2022 and the amount is therefore allocated to year FY23 for the purposes of this spreadsheet.



# SYSTEM

## FY2026 STATE BUDGET REQUEST

Request		Recurring		Capital/Non-Recurring
USC Columbia & SOMs Request	\$	93,000,000	\$	344,000,000
USC Comprehensive Requests		16,370,000		123,420,000
USC Palmetto College Requests		1,842,000		48,320,000
<b>TOTAL – USC System State Request</b>		<b>111,212,000</b>		<b>515,740,000</b>
Other/Federal Funds Authorization Increase	\$	107,522,085		
<b>TOTAL – USC SYSTEM</b>	<b>\$</b>	<b>218,734,085</b>	<b>\$</b>	<b>515,740,000</b>



# USC SYSTEM COST SAVINGS

Institution	Total
Columbia	\$ 8,540,527
Aiken	719,759
Beaufort	466,145
Upstate	1,031,373
Palmetto Colleges	
Lancaster	310,746
Salkehatchie	177,219
Sumter	293,683
Union	185,790
<b>TOTAL</b>	<b><u>\$ 11,725,242</u></b>

If necessary, the institutions could reduce costs in following ways for these major areas:

## Academic Units

- Faculty and/or staff positions would go unfilled, adjuncts would be utilized less. Course offerings would be reduced, class sizes would increase.
- Academic programs would be reduced.

## Service Units

- Staff positions would go unfilled in facilities, student affairs/success, and other support areas. Programs for student enrichment outside classroom would decrease.

## Facilities, capital projects and maintenance

- Projects will be delayed, reduced in scope, or postponed.



# REDUCING COST AND BURDEN TO BUSINESS AND CITIZENS

## University of South Carolina System

- ☐ The University does not have regulations that pertain to business operations. Nor does the University have regulations that pertain to citizens in general. The University has taken steps over the last several years to assist students in obtaining a degree in a timely manner and to minimize the overall cost of obtaining a quality education.
- ☐ New Aid Program for Top 10%: A new affordability initiative to cover tuition and academic fees on any system campus for in-state students graduating in the top 10 percent of their high class and whose family's annual household income is below the state average.
- ☐ Highlights of a recent study found that USC has a total economic impact (all 8 campuses statewide) of approximately \$5.5 billion when measured in terms of annual state output. The system supports over 60,000 jobs statewide and returns \$219 million annually to the state in tax revenue.
- ☐ Palmetto College Online was designed to make Bachelors completion degrees more accessible and affordable for in-state place bound residents. The number of programs continues to grow each year thereby reducing the need for residents to choose the more expensive "for-profit" online college. Centralizing distance learning efforts for the USC System helps contain costs associated with program startup, marketing and admissions.
- ☐ The "On Your Time" initiative was designed to give students a greater opportunity to complete their degrees in less time and reduce overall tuition costs and loan debt. Research shows that the key driver of student debt is taking longer than 8 semesters to graduate. Since the creation of the "On Your Time" initiative, the four-year graduation rate has increased by 7 percentage points.
- ☐ Lastly, due in part to the State's recent investment in tuition mitigation funding, The University of South Carolina system has frozen tuition in each of the last six years.

# SYSTEM PROVISO REQUESTS

**20.4.** (USC: Maintenance, Renovation, and Replacement) Funds appropriated in this act and the Capital Reserve Fund to University of South Carolina-Aiken for Maintenance, Renovation, and Replacement, and any amounts remaining after the completion of other capital projects, may be used to offset impacts on its campus caused by the construction of any building for the U.S. Department of Energy's Advanced Manufacturing Collaborative.

*Request: No additional dollars requested. Please renew proviso.*

**20.5.** (USC: Science and Technology Center) With funds appropriated for the University of South Carolina Science and Technology Center, in support of furthering education of the state's future workforce in STEM and other high-demand fields, the University is authorized to undertake permanent improvements necessary for the renovation and upfit of the University's existing Science and Technology Building "East Tower" and/or construction of the University's new Science and Technology Center as funds are available. Further, funds appropriated in this act for the University's Science and Technology Center may be carried forward and expended exclusively in support of completing the necessary permanent improvements described herein. The funds must be accounted for separately, and the University shall report semiannually to the Chairman of the Joint Bond Review Committee on the amount of funding carried forward, the amount remaining to be expended, the overall status of the project(s), and any other information requested by the committee.

*Request: No additional dollars requested. Please renew proviso.*





# SYSTEM PROVISO REQUESTS

**20.6.** (USC: Permanent Improvement Projects) Of the funds appropriated in Act 239 of 2022, Section 118.19, Item (18)(b) to the University of South Carolina, the remaining \$5,800,000 shall be redirected to be used by the University for permanent improvement projects.

***Request: No additional dollars requested. Please renew proviso.***

**20.8.** (USC: Health Science Campus) With the funds appropriated for this purpose, the University of South Carolina is authorized to undertake permanent improvements necessary for the construction of the Health Science Campus, including the Brain Health Center. Further, the funds appropriated in Part 1A and 1B of this act for the Health Science Campus may be carried forward and expended for the necessary permanent improvements. The funds must be accounted for separately, and the university shall report semiannually to the Chair of the Joint Bond Review Committee on the amount of funding carried forward, the amount remaining to be expended, the overall status of the project, and any other information requested by the committee.

***Request: No additional dollars requested. Please renew proviso.***

**117.90.** (GP: USC Greenville Medical School) It is the intent of the General Assembly that during the current fiscal year, no general funds shall be appropriated for the new medical school at the University of South Carolina in Greenville. In addition, no state funds may be transferred from state earmarked or restricted funds held by the University of South Carolina to the medical school except for grants, contributions, contractual payments, and tuition and required fees for students attending the new medical school at the University of South Carolina in Greenville that are specifically designated for the medical school at the University of South Carolina in Greenville.

***Request: Strike proviso to allow for state appropriation funding for USC Greenville Medical School.***



# SYSTEM PROVISO REQUESTS

**20.9.** (USC: Substance Abuse Prevention) Of the funds appropriated to the University of South Carolina for the current fiscal year, the University's Division of Student Health and Well-Being, Office of Substance Abuse Prevention and Education is encouraged to apply for applicable local, state, and/or federal grant funding intended to support the creation and ongoing maintenance of a pilot program across the eight-campus University system that is designed to increase the availability of, and provide more ready access to, over-the-counter opioid reversal medications, such as naloxone, through non-traditional distribution mechanisms including, but not limited to, harm reduction vending machines. In implementing the pilot program, the University shall examine best practices deployed by other states including, but not limited to, Georgia, Louisiana, and Oklahoma. In addition, implementation shall be in accordance with applicable local, state, and/or federal laws and regulations and access to the opioid reversal medications distributed as a direct result of this provision shall be at no cost to the end user/consumer. The University annually shall report metrics related to the utilization and effectiveness of this provision, including associated costs and funding sources to support the pilot program, to the Chairmen of the Senate Finance Committee, the House Ways and Means Committee, the House Medical, Military, Public and Municipal Affairs Committee, and the Senate Medical Affairs Committee on or before May thirty-first of each year. A copy of the report shall be forwarded to the South Carolina Department of Alcohol and Other Drug Abuse Services. Notwithstanding the requirements of this provision, nothing herein shall create an unfunded mandate on the University, and the creation and ongoing maintenance of this pilot program is dependent on the successful awarding of local, state and/or federal grant funding in an amount sufficient to support the program. Unexpended funds shall be reinvested in this program for the following fiscal year.

***Request: No additional dollars requested. Please renew proviso.***

# SYSTEM PROVISO REQUESTS

## State's Lottery Investment in USC Internship Pilot

- With the legislature's \$4.5M lottery appropriation, USC has created a new innovative internship program designed to partner USC students with SC businesses including manufacturers, aerospace, health and other STEM and high demand fields. Students receive \$3,000 stipends to support their internship participation – a benefit both to the student and sponsoring employer who also benefit from USC student talent, ultimately helping to keep more SC students in-state.

***Request: Please continue the \$4,500,000 in the current lottery proviso in the FY24-25 lottery proviso as well.***

## State's Lottery Investment in Access and Affordability – USC Colleges of Medicine – In-State Student Scholarship Support

- The USC System proposes scholarship assistance for SC in-state residents wishing to seek a medical degree at USC's medical colleges – Columbia and Greenville - by providing these residents with financial scholarship assistance. To help alleviate the state's physician shortage, these scholarships exclusively for the benefit of South Carolina resident students would enhance recruitment and alleviate the out-migration of high-achieving South Carolina students to out-of-state schools. In doing so, USC can recruit, enroll, and retain qualified residents by providing accessible and affordable medical education opportunities for all, especially in underserved areas of our state. Resident medical students educated in our state are more likely to remain in the state and USC medical graduates are more likely to practice in underserved communities. Note: According to the latest national rankings, both USC's medical schools rank in the Top 10 in placing graduates in underserved areas (Columbia #5 and Greenville #7).

***Request: \$3,500,000 allocation to be utilized by USC's colleges of medicine for the exclusive benefit of supporting medical education costs of SC in-state residents.***



# SYSTEM PROVISO REQUESTS

## SC TEACHER Advisory Council

- From funds appropriated to SC Teacher, an Advisory Committee shall be appointed to study and recommend policy changes to enhance the teaching workforce. Members shall include the Governor or his designee, the Superintendent of Education or their designee, the Dean of the College of Education at USC or their designee, the Chairs of Senate Education Committee or their designee, the Chair of House Education or their designee. SC Teacher shall serve as staff to the Advisory Committee and shall report annually to the Governor and General Assembly.

*Request: No dollars requested. Implement a proviso to establish Advisory Committee.*

## Indirect Cost Recovery (IDC) Threshold Increase for Teaching and Training Grants

- The USC System supports suspension of the statute that collects indirect cost recovery awarded to universities for teaching and training grants. Currently, the state collects IDC earned on teaching and training grants awarded to colleges and universities (a requirement that is largely unique to S.C.) and that has not been updated by the state since 1999.

*Request: Implement the proviso to allow colleges to retain their teaching and training IDCs to reinvest those funds in the Universities' vital programs.*



# SYSTEM PROVISO REQUESTS

## Educational Scholarships for In-State Students – Access and Affordability

- This request benefits all colleges and universities in the state. It does not require any institution to implement the additional flexibility, so there is no adverse impact.
- Currently, South Carolina code section 59-101-620 stipulates, “A public institution of higher learning may offer educational fee waivers to no more than four percent (4%) of the undergraduate student body.” This request would allow an additional four percent (4%) dedicated to low-income South Carolinians. It will allow greater support for Pell-eligible residents and those residents that just miss Pell eligibility and face growing loan debt. This will also assist in reducing out-of-pocket costs and aid in recruitment and retention of low-income students. As the state is considering additional investment in South Carolinians with financial need, this request allows, but does not require, institutions to increase their investment and does not directly impact on the state’s budget.

***Request: Implement the proviso to increase authority of institutions to provide more funding for in-state students in the form of fee waivers.***







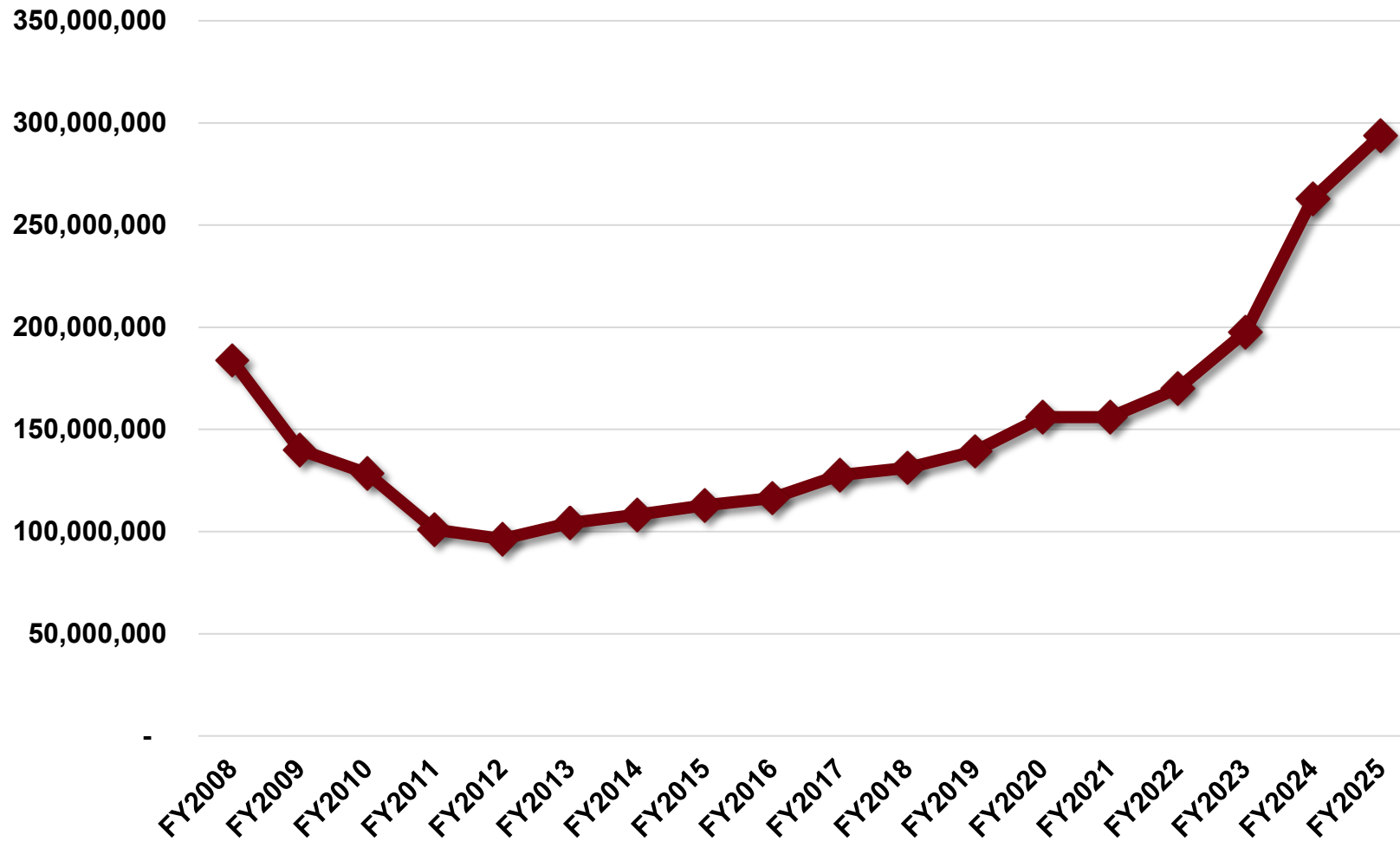
UNIVERSITY OF  
**South Carolina**



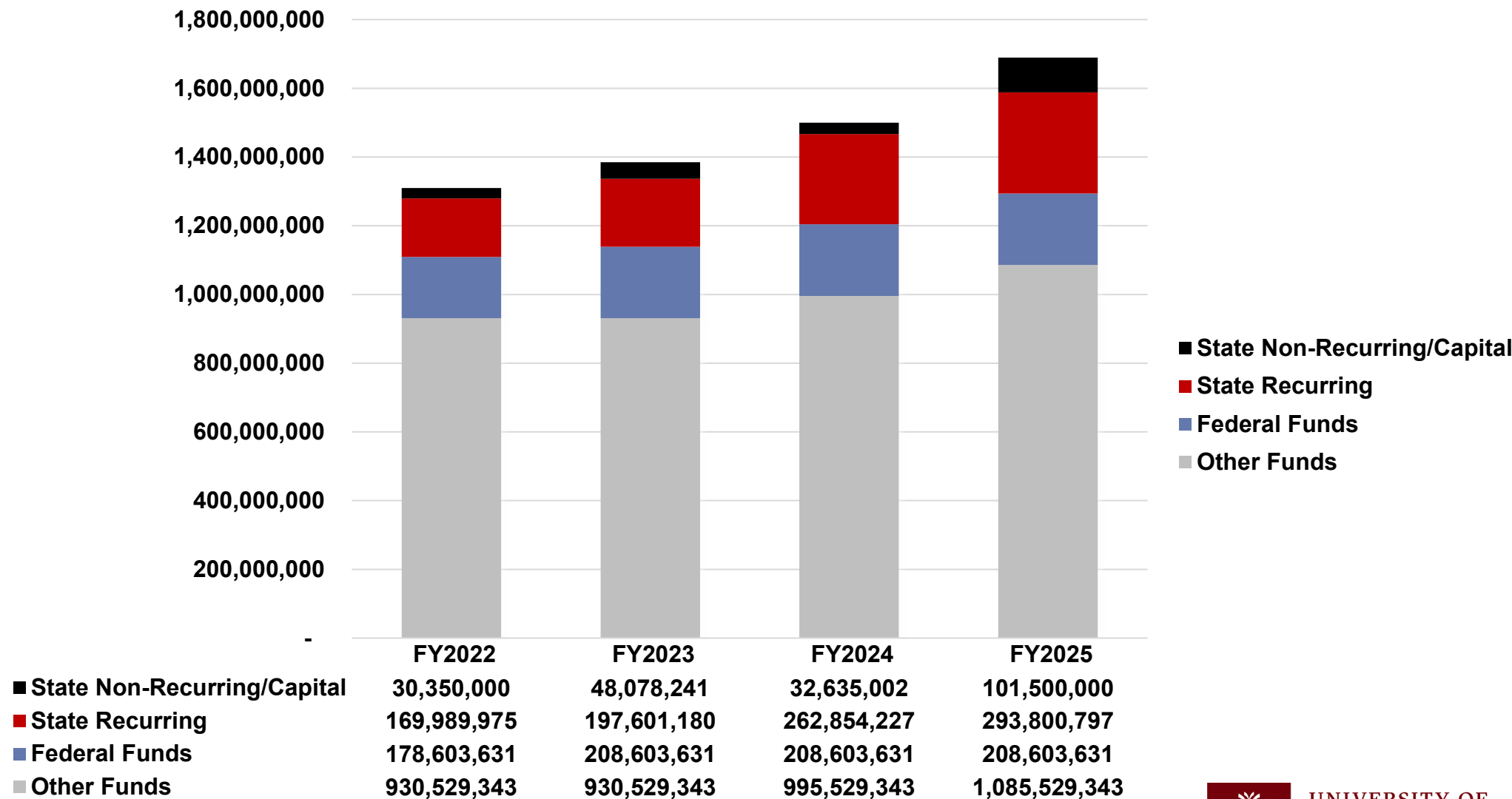
**Columbia**



# COLUMBIA STATE APPROPRIATIONS



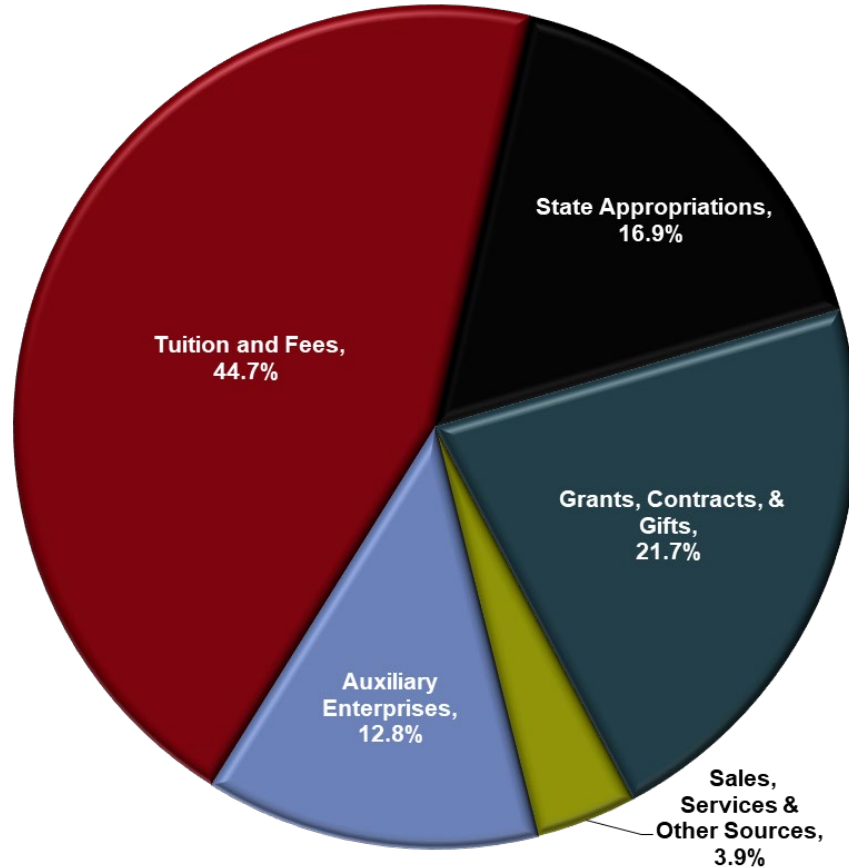
# COLUMBIA STATE BUDGET HISTORY





# COLUMBIA & SOMs

## TOTAL CURRENT FUNDS



### USC Columbia & SOMs Budget FY 2024-2025 Revenues

#### Unrestricted Funds

E & G	\$ 1,144,209,698
Auxiliaries	264,846,607
<b>Unrestricted Total</b>	<b>1,409,056,305</b>

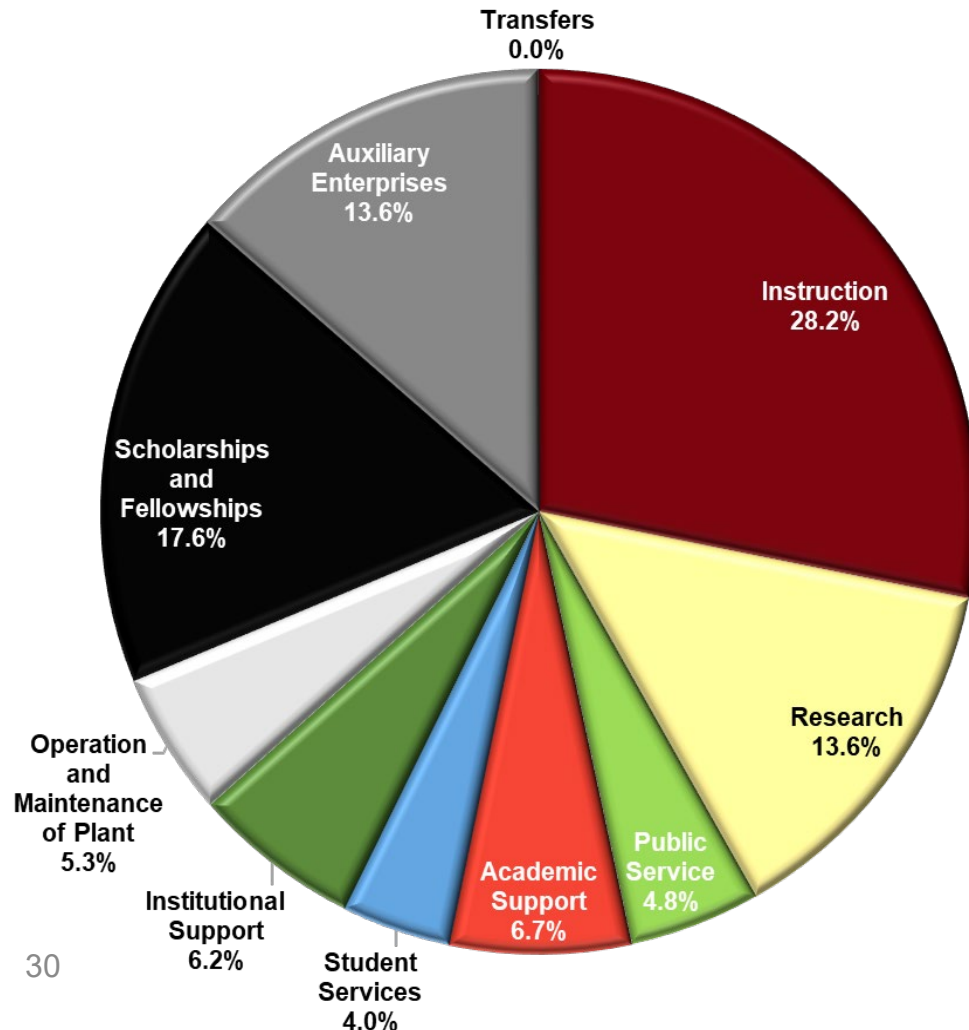
#### Restricted Funds

E & G	352,531,767
Auxiliaries	-
<b>Restricted Total</b>	<b>352,531,767</b>
Use of Fund Balance	2,329,900
<b>TOTAL SOURCES</b>	<b>\$ 1,763,917,972</b>



# COLUMBIA & SOMs

## TOTAL CURRENT FUNDS



### USC Columbia & SOMs Budget FY2024-2025 Expenditures

Instruction	\$ 496,849,085
Research	240,532,139
Public Service	85,173,050
Academic Support	118,073,300
Student Services	71,316,168
Institutional Support	108,894,895
Operation and Maintenance of Plant	93,072,733
Scholarships and Fellowships	310,956,484
Auxiliary Enterprises	239,883,338
Transfers	(833,219)
<b>TOTAL EXPENDITURES</b>	<b><u>\$1,763,917,972</u></b>



UNIVERSITY OF  
**South Carolina**

# COLUMBIA

## FY2026 STATE BUDGET REQUEST

Requests	Recurring	Capital/Non-Recurring
Tuition Mitigation Funding	\$ 25,800,000	
Neurological Critical Care	30,000,000	
STEM/High Demand Areas Support	5,000,000	
Artificial Intelligence Consortium	7,000,000	
School of Medicine Columbia	5,000,000	
School of Medicine Greenville	5,000,000	
Brain Health Investment	10,000,000	
School of Law	5,200,000	
Neurological Surgery Center		150,000,000
Battery Center Facility		20,000,000
Science and Technology Center		90,000,000
Information Technology Infrastructure and Security		50,000,000
Coker College Maintenance Renovations		34,000,000
<b>TOTAL – COLUMBIA State Request</b>	<b>\$ 93,000,000</b>	<b>\$ 344,000,000</b>
Other/Federal Funds Authorization Increase	100,000,000	
<b>TOTAL - COLUMBIA</b>	<b>\$ 193,000,000</b>	<b>\$ 344,000,000</b>

# COLUMBIA

## FY2026 STATE BUDGET REQUEST

### Recurring Appropriations

#### **Access & Affordability for In-State Students: Tuition Mitigation Funding – Recurring \$25,800,000**

- The top budget priority for the University of South Carolina System is continuing to partner with the state to invest in predictable funding to mitigate against annual resident tuition increases. With this partnership, USC Columbia has held tuition flat for a record six consecutive years. Note while USC Columbia is the most affordable R1 in the state (charging almost \$2,500 less per year than Clemson for in-state student tuition and required fees), Columbia receives less state funding (including for tuition mitigation) per resident undergraduate student than Columbia's peer R1 in SC (Clemson).
- HEPI provides an objective estimate of inflationary pressure specific to higher education. When applying HEPI index over both state appropriations and tuition (Education and General operating funds), the University continues to experience lost purchasing power even when factoring tuition mitigation funding, for which USC is grateful. To fulfill its mission to maintain quality programs that benefit the citizens of South Carolina while managing cost increases, the University continually assesses viability of programs. As such, and considering the aforementioned factors, USC looks forward to working with the state to ensure fair, equitable and reliable state investment going forward.



# COLUMBIA

## FY2026 STATE BUDGET REQUEST

### Recurring Appropriations

#### STEM/Health Science and Other High Demand Fields – Recurring \$5,000,000

- The University thanks the State of South Carolina for its FY2024 recurring investment in STEM and other high demand fields. FY2024 and FY2025 investment is being used in many ways to educate our students for job readiness within the state in fields that elevate students and our state. To build on this momentum, we request additional funds for each category:
  - Out-of-state institutions are successfully poaching our top producing instructional and research faculty. Financial investment allows the university to be competitive in attracting and retaining highly productive faculty. Indeed, many students acknowledge and credit outstanding faculty in mentoring and instructing them to pursue challenging fields such as in STEM and other high demand areas.
  - Technical fields require state of the art teaching tools and up-to-date lab equipment. This equipment comes with costly annual maintenance contracts and should be replaced regularly as innovations occur. It is imperative that the students have the skills and experience to work with the most up-to-date equipment, so they are competitive when they enter the workforce.
  - Students can experience skill and knowledge gaps when pursuing highly technical fields, especially in the foundational courses. Additional student support helps bridge those gaps so that students may continue with their desired path of study resulting in a career-ready workforce for the State.



# COLUMBIA

## FY2026 STATE BUDGET REQUEST

### Recurring Appropriations

#### **Neurological Critical Care Hospital and Neurological Rehabilitation Hospital Operations/Capital Renewal – Recurring \$30,000,000**

- South Carolina faces significant challenges from chronic medical conditions and neurological diseases. The current neurological care options in the state are limited and force residents to seek care outside the state. Delays in diagnosis and treatment lead to extended hospital stays and significant financial burdens. Timely access to critical care will improve outcomes and reduce costs. A local center of excellence for neurological care will provide immediate, high-quality care, reducing the burden on patients as well as the State's healthcare system.
- USC seeks recurring funding for a small (80-100 bed) neurological critical-care hospital and a small (30-40 bed) rehabilitation hospital. The direct annual return on investment would include the combined earnings reinvested by the hospitals plus state income-taxes paid by the employees for approximately \$32 million (annual ROI of 10%) beginning in year 3.
- Annual costs include hospital executive leadership, physicians, support staff and non-personnel operating costs. Capital renewal funding included.
- At a combined annual 80% utilization rate, the hospitals can financially break even after two years.

#### **Artificial Intelligence Consortium – Recurring \$7,000,000**

- As South Carolina's flagship R1 institution, USC should play a pivotal role in driving artificial intelligence (AI) advancement statewide by fostering partnerships with other universities, government agencies, private sector, and non-governmental organizations in line with the vision of the General Assembly and the S.C. House's Committee on Artificial Intelligence, Cybersecurity, and Cyber Crimes. USC can catalyze transformative initiatives in critical areas such as energy research, healthcare, K-12 AI literacy and STEM education, and statewide AI coordination. Leveraging its established centers of excellence in AI application, USC is uniquely positioned to lead and foster collaboration in AI innovation. By combining our expertise with the insights and capabilities of other institutions, we can harness AI to benefit South Carolina's citizens and economy, shaping a unified and thriving future for the state.



# COLUMBIA

## FY2026 STATE BUDGET REQUEST

### Recurring Appropriations

#### **School of Medicine – Recurring \$20,000,000**

- **Access & Affordability for In-State Students - Greenville (\$5,000,000)** The top budget priority for the University of South Carolina Professional Schools remains continuing to partner with the state to invest in predictable funding to mitigate against annual resident tuition increases.
- **Access & Affordability for In-State Students - Columbia (\$5,000,000)** The top budget priority for the University of South Carolina Professional Schools remains continuing to partner with the state to invest in predictable funding to mitigate against annual resident tuition increases.
- **Brain Health Investment (\$10,000,000)**
  - **Pediatric Brain Health (\$5,000,000)** Additional recurring support will supplement federal, one-time award to establish center for pediatric brain health (e.g., autism, epilepsy, Downs Syndrome, ADHD).
  - **Graduate Education in Brain Health (\$5,000,000)** Support for the synergistic expansion of curriculum related to Brain Health.



# COLUMBIA

## FY2026 STATE BUDGET REQUEST

### Recurring Appropriations

#### Joseph F. Rice School of Law – Recurring \$5,200,000

- **Access & Affordability for In-State Students (\$700,000)** The top budget priority for the University of South Carolina Professional Schools remains continuing to partner with the state to invest in predictable funding to mitigate against annual resident tuition increases.
- **South Carolina Student Scholarship Program (\$1,750,000)** Within authorized state guidelines, additional scholarship funds for in-state South Carolina students will further enhance recruitment of South Carolina students and alleviate the out-migration of high-achieving South Carolina students to out-of-state law schools. **Business Associations Faculty (\$500,000)** The Professor of Business Associations will educate Carolina law students as well as large and small businesses to become practice-ready in areas of business law. **Practice-Ready Enhancements (\$1,000,000)** The Rice School of Law plans to expand its Academic Success programming by offering a mandatory mock Bar exam to all rising 3L students as well as a new advanced legal writing courses will be offered to all students. **Student Organization Programming Support (\$250,000)** The Rice School of Law's Mock Trial and Moot Court teams have steadily increased their presence nationally as winning competition teams against other schools. Funding will help with competitions expenditures. **Master of Legal Studies Support (\$1,000,000)** The School of Law is expanding its masters programming in policing, environmental law, and cybersecurity as well as growing our health law program.





# COLUMBIA

## FY2026 STATE BUDGET REQUEST

### Capital Appropriations

#### **Neurological Surgery Center and Rehabilitation Hospital Construction - \$150,000,000**

- South Carolina faces significant challenges from chronic medical conditions and neurological diseases. The current neurological care options in the state are limited and force residents to seek care outside the state. Delays in diagnosis and treatment lead to extended hospital stays and significant financial burdens. Timely access to critical care will improve outcomes and reduce costs. A local center of excellence for neurological care will provide immediate, high-quality care, reducing the burden on patients as well as the State's healthcare system.
- USC seeks capital funding for a portion of \$350 million cost of a small (80-100 bed) neurological critical-care hospital and a small (30-40 bed) rehabilitation hospital.

#### **Science and Technology Investment – New Building for Academic and Research Space – \$90,000,000**

- The State-of-the-art facility will support Columbia's work in research and economic development for the state and provide opportunities for undergraduate participation in research. With increased recurring investment in STEM and other high demand fields in the state, the additional dedicated space to STEM activity is critical.



# COLUMBIA

## FY2026 STATE BUDGET REQUEST

### Capital Appropriations

#### Battery Center Facility - \$20,000,000

Over the past eighteen months, more than \$10B of investments have been announced by companies in and relocating to South Carolina across the EV and battery value chain, bringing at least 10,000 new jobs. These opportunities, particularly in under-resourced and rural areas, are expected to result in significant social and economic benefits. This growth is anticipated to continue following Governor McMaster's Energy Summit in June 2023 and the creation of "PowerSC" for utility-scale energy storage. South Carolina stands poised to become the epicenter of the emerging "battery belt."

- To leverage these investments, South Carolina needs to develop intellectual infrastructure, requiring more graduates in science and engineering and offering training and retraining programs for manufacturing jobs. The Carolina Institute for Battery Innovation (CIBI) aims to train South Carolinians and attract out-of-state talent, fostering sustainable technological growth. USC is ideal for CIBI, with a large concentration of battery researchers and expertise in every aspect of batteries, along with relevant coursework and accessibility across the state.
- Executing CIBI's vision will position South Carolina as a leader in the battery revolution, providing high-tech, high-paying jobs, and improving the socio-economic status of its citizens. The state will be recognized globally for its leadership in battery technology.



# COLUMBIA

## FY2026 STATE BUDGET REQUEST

### Capital Appropriations

#### Information Technology Infrastructure and Security - \$50,000,000

- The CrowdStrike outage in July 2024 highlighted the vulnerabilities in IT infrastructure worldwide. Universities and state agencies face similar threats. USC's IT infrastructure, network, and data center are outdated and vulnerable, necessitating one-time funding to enhance security and accessibility for students, faculty, and staff.
- Modernizing USC's infrastructure is essential to provide seamless access to online resources, educational platforms, and digital collaboration tools, which are crucial for effective learning and competitiveness. A robust, updated network enhances campus connectivity for research, communication, and innovation, preparing students for a technology-driven world.
- This multi-year plan aims to modernize USC's IT infrastructure, network, and data center, including residential and academic spaces, to ensure reliable and advanced connectivity. The funding will enable modern IT instructional and research services, support state-of-the-art classroom technologies, rebuild essential skills, facilitate the return of employees to campus, and enhance in-house capabilities.

#### Coker College Maintenance Renovation – \$34,000,000

- The project will provide a comprehensive renovation of the 186,000 gross square foot structure constructed in 1975. The building houses academic and research programs within the College of Pharmacy and departments within the College of Arts and Sciences. The renovation will replace the aged mechanical and electrical infrastructure original to the 46-year-old building. Worn interior finishes will also be replaced and certain life safety and accessibility upgrades will be implemented. Coker College has only had localized maintenance over the past few decades including a recent roof replacement, envelope repairs, and mechanical and electrical upgrades. A more comprehensive renovation is needed to elevate the condition of the building to be more consistent with other academic and research facilities on the campus.

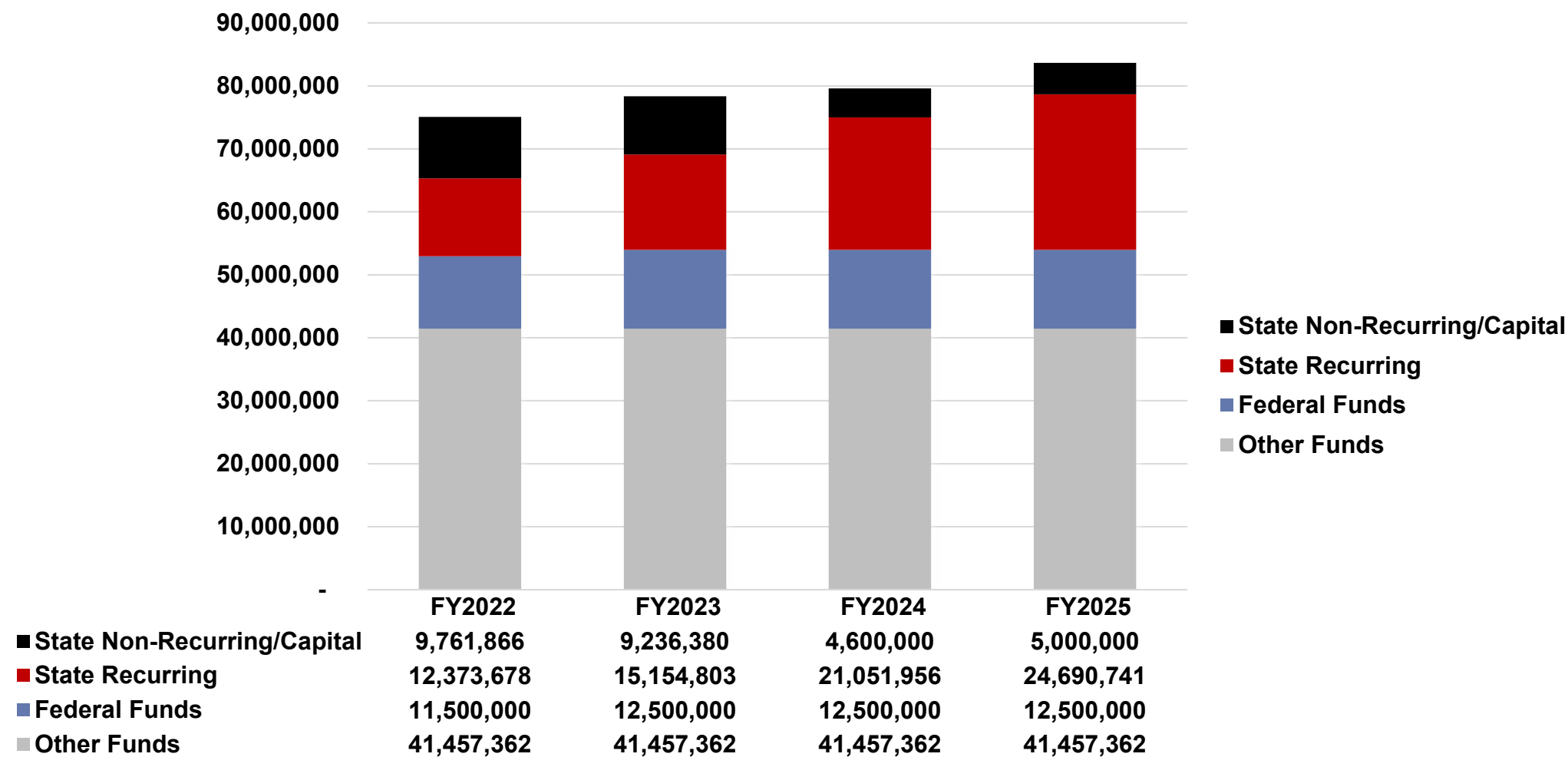




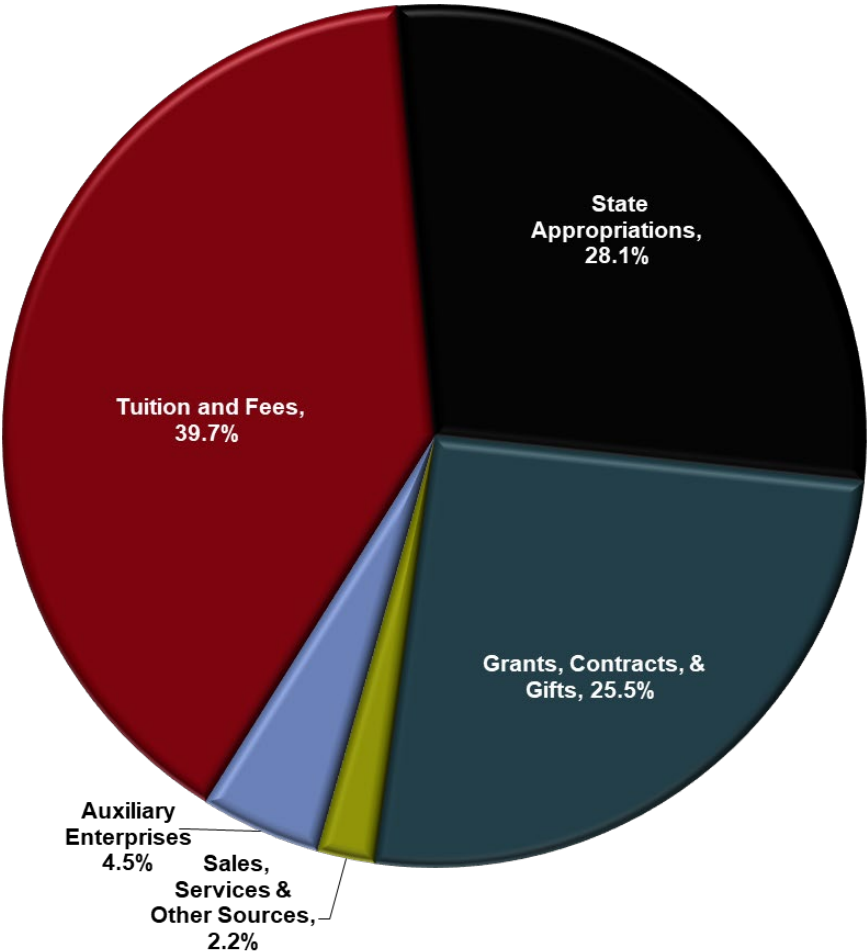
UNIVERSITY OF  
**South Carolina**  
AIKEN



# AIKEN STATE BUDGET HISTORY



# AIKEN TOTAL CURRENT FUNDS



## USC Aiken Budget FY 2024-2025 Revenues

### Unrestricted Funds

E & G	\$ 61,353,682
Auxiliaries	4,020,200
Unrestricted Total	<u>65,373,882</u>

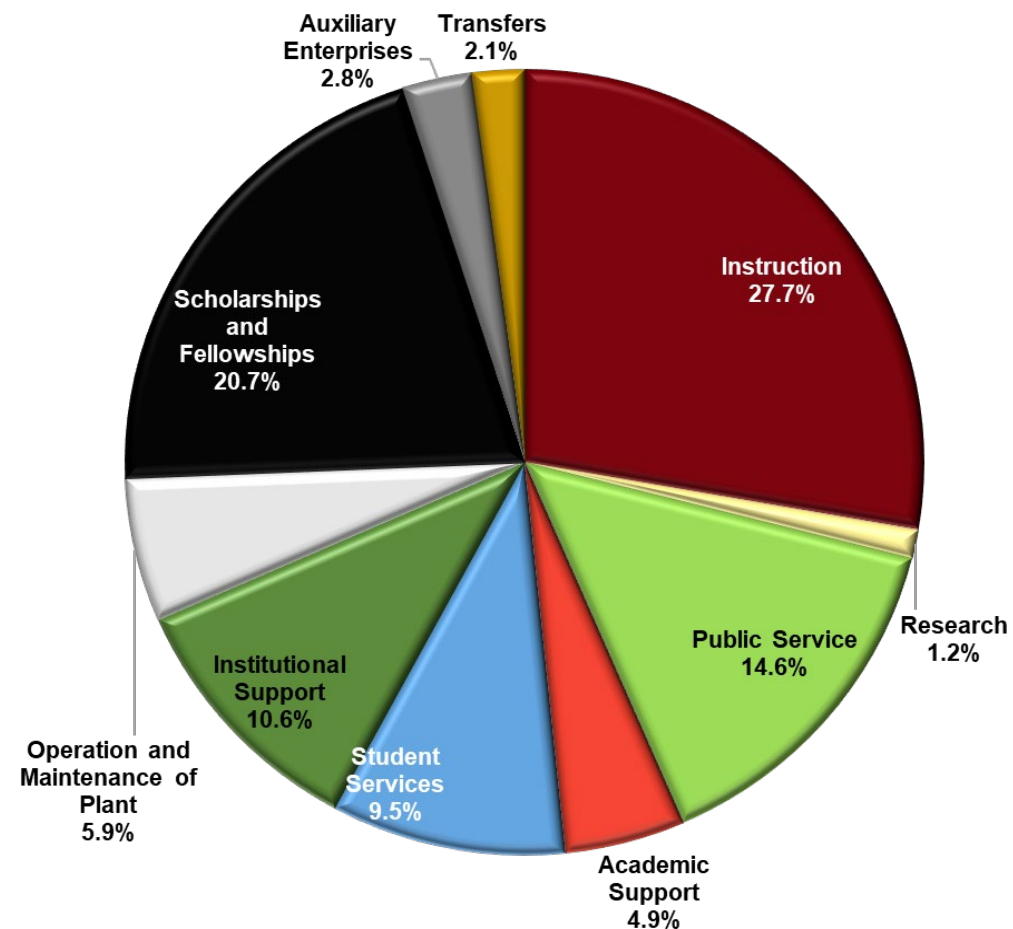
### Restricted Funds

E & G	22,125,000
Auxiliaries	-
Restricted Total	<u>22,125,000</u>
Use of Fund Balance	(2,459,200)
TOTAL SOURCES	<u>\$ 85,039,682</u>





# AIKEN TOTAL CURRENT FUNDS



USC Aiken Budget FY2024-2025 Expenditures		
Instruction	\$	23,583,097
Research		1,021,682
Public Service		12,384,887
Academic Support		4,137,916
Student Services		8,094,348
Institutional Support		8,977,903
Operation and Maintenance of Plant		5,031,182
Scholarships and Fellowships		17,626,537
Auxiliary Enterprises		2,396,594
Transfers		1,785,536
TOTAL EXPENDITURES	\$	85,039,682





# AIKEN

## FY2026 STATE BUDGET REQUEST

Request	Recurring	Capital/Non-Recurring
<b>USC Aiken</b>		
Tuition Mitigation Funding	\$ 3,500,000	
Cyber/Engineering Program Enhancement	1,800,000	
Science Building Enhancement and Modernization		8,350,000
Nursing/Health Sciences Building		20,000,000
Penland Building Welcome Center		2,000,000
<b>TOTAL – USC Aiken</b>	<b>\$ 5,300,000</b>	<b>\$ 30,350,000</b>



# AIKEN

## FY2026 STATE BUDGET REQUEST

### Recurring Appropriations

#### **Access & Affordability for In-State Students: Tuition Mitigation Funding – Recurring \$3,500,000**

- The top budget priority for the University of South Carolina System remains continuing to partner with the state to invest in predictable funding to mitigate against annual resident tuition increases.
- These funds would enable the System 1) to offset the tremendous rise in current inflationary costs expected to remain higher than historic norms for the foreseeable future, 2) to cover the customarily unfunded portion of state funding requirements for pension, health insurance, and cost of living adjustments, and 3) to continue to make strategic investments improving access to higher education for students across South Carolina.

#### **Cyber/Engineering Program Enhancement – Recurring \$1,800,000**

- USC Aiken is located at the center of academic and government partnerships critical to the nation's cyber security and technology enterprise, including Savannah River Site, the Department of Energy, U.S. Army Cyber Center of Excellence, and the U.S. Army Cyber Command. The institution must invest in additional programs that enhance student preparedness and meet regional workforce needs.
- USC Aiken would have the ability to build programs to support the career and skill needs of our partners, as well as purchase the necessary lab and specialized computer and diagnostics equipment to ensure USC Aiken graduates are contenders for the state's fastest growing and highest paying careers.
- With approximately 60% of incoming University of South Carolina Aiken students choosing to major in STEM fields including cybersecurity and engineering, the University of South Carolina Aiken requests \$1.8 million in recurring funds for cyber and engineering program enhancements.



# AIKEN

## FY2026 STATE BUDGET REQUEST

### Capital Appropriations

#### Science Building Enhancement and Modernization - \$8,350,000

- This project aims to extend the lifespan of the current Science Building by at least ten years through key renovations. These improvements will enhance occupancy efficiency, upgrade HVAC systems for safety and hygiene, and modernize teaching equipment to meet current industry standards. Additionally, the renovations will create space for the growing number of external collaborations between students, faculty, and regional industry partners.
- A major focus will be the renovation of the outdated and undersized chemistry labs. These upgrades will modernize the fume hoods, ventilation systems, workspace areas, and instrument rooms. By expanding these facilities, the capacity of each lab will increase from 16 to the maximum American Chemical Society (ACS) limit of 24 students. The reliance on advanced equipment and instrumentation in teaching labs also necessitates enlarging the instrument areas, and additional space for larger equipment will be incorporated into the building. These improvements will optimize the use of laboratory space, allowing for increased classroom occupancy.
- As USCA continues to grow its cyber and engineering programs, it is essential to address the demand for wet lab research collaboration with regional industries and laboratories, particularly in chemical, sustainability, and chemical engineering fields. Currently, our capacity is insufficient to support an expanded number of collaborative projects. A dedicated wet laboratory innovation space is needed to enable continuous collaboration between USCA students, faculty, and regional stakeholders. The impact of this collaborative research center on the university's mission would be invaluable.

# AIKEN

## FY2026 STATE BUDGET REQUEST

### Capital Appropriations

#### **Nursing/Health Sciences Building – \$20,000,000**

- Additional classroom space is needed because our program has expanded to two additional campuses and includes tele-streaming to students. The addition of MSN and DNP programs within the next couple of years will also require additional space.
- The current Exercise and Sports Science programs are scattered in the Business and Education building and would be moved to this space to take advantage of the enlarged lab and classroom spaces.
- The university is planning to expand, adding other health science majors to be housed in this building. The current simulation labs need expansion and could be utilized by other health science majors in this shared space.

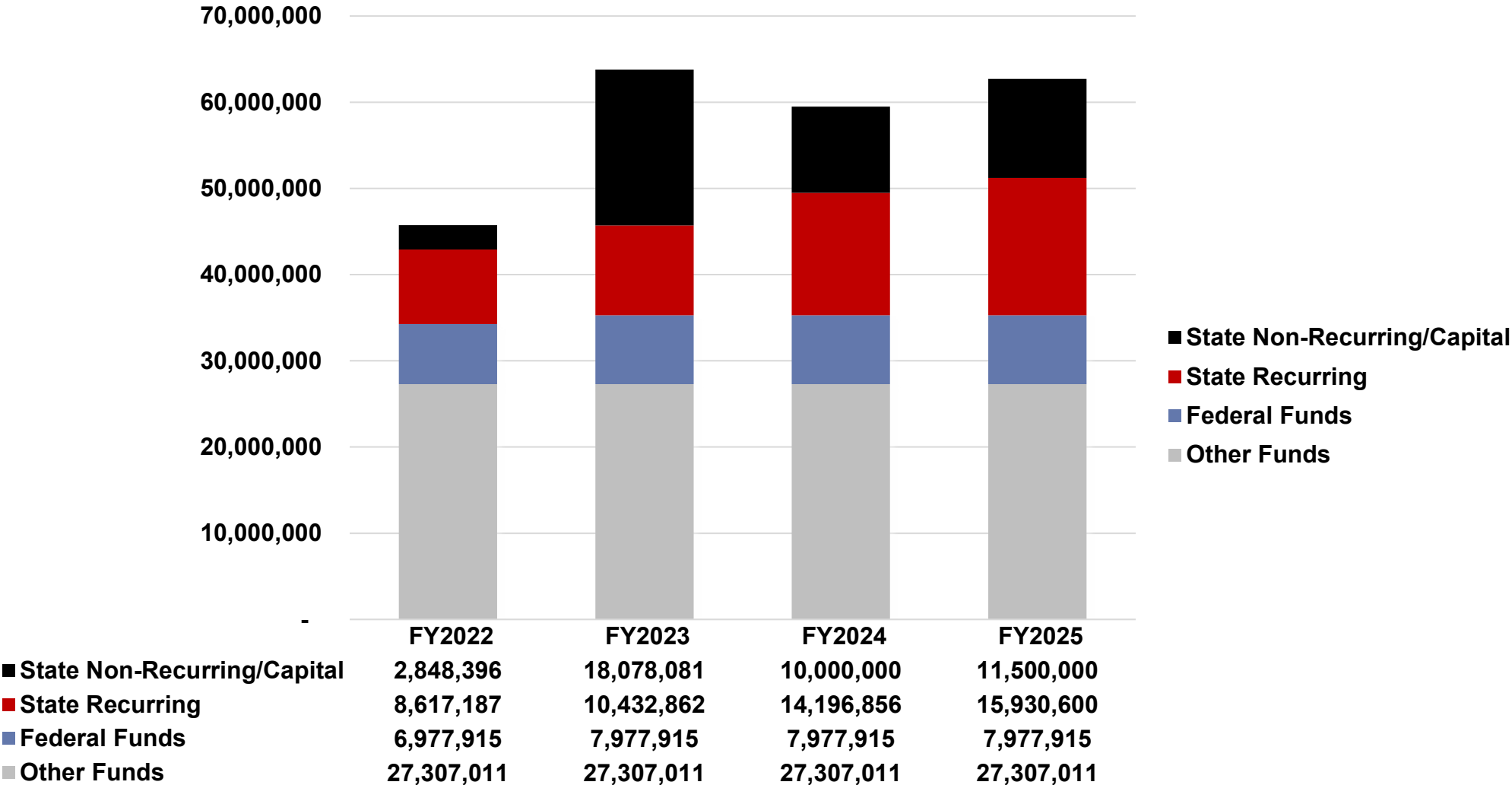
#### **Penland Building Welcome Center/One Stop Shop Renovation – \$2,000,000**

- The Welcome Center will serve as the starting point for recruitment of new students, family, and community members. By providing The Pacer Welcome Center, the university's recruitment presence and efforts will be greatly expanded and will allow USC Aiken to compete more effectively for outstanding South Carolina students.
- The One-Stop will provide excellent, high-level student service in an environment staffed by experts from across the Division of Enrollment Management. As an aid to both recruitment and especially retention efforts, the One-Stop staff will be able to solve problems, answer questions, provide intake for paperwork, and walk students through any process at the university.

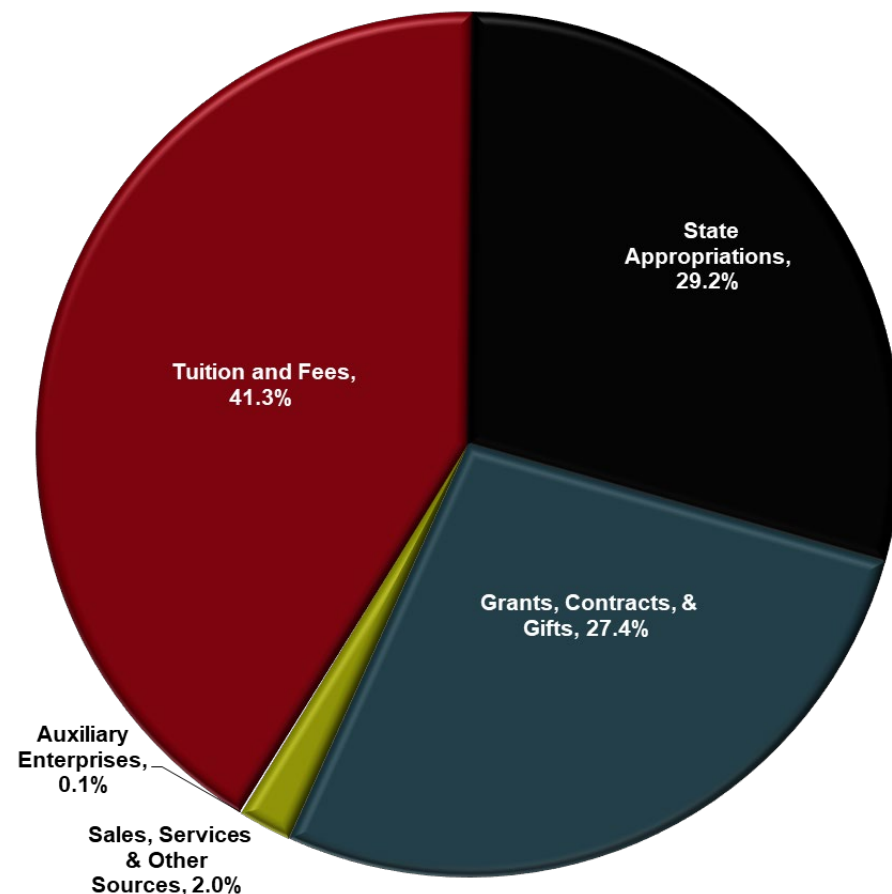




# BEAUFORT STATE BUDGET HISTORY



# BEAUFORT TOTAL CURRENT FUNDS



## USC Beaufort Budget FY 2024-2025 Revenues

### Unrestricted Funds

E & G	\$ 42,011,761
Auxiliaries	10,400
<b>Unrestricted Total</b>	<b>42,022,161</b>

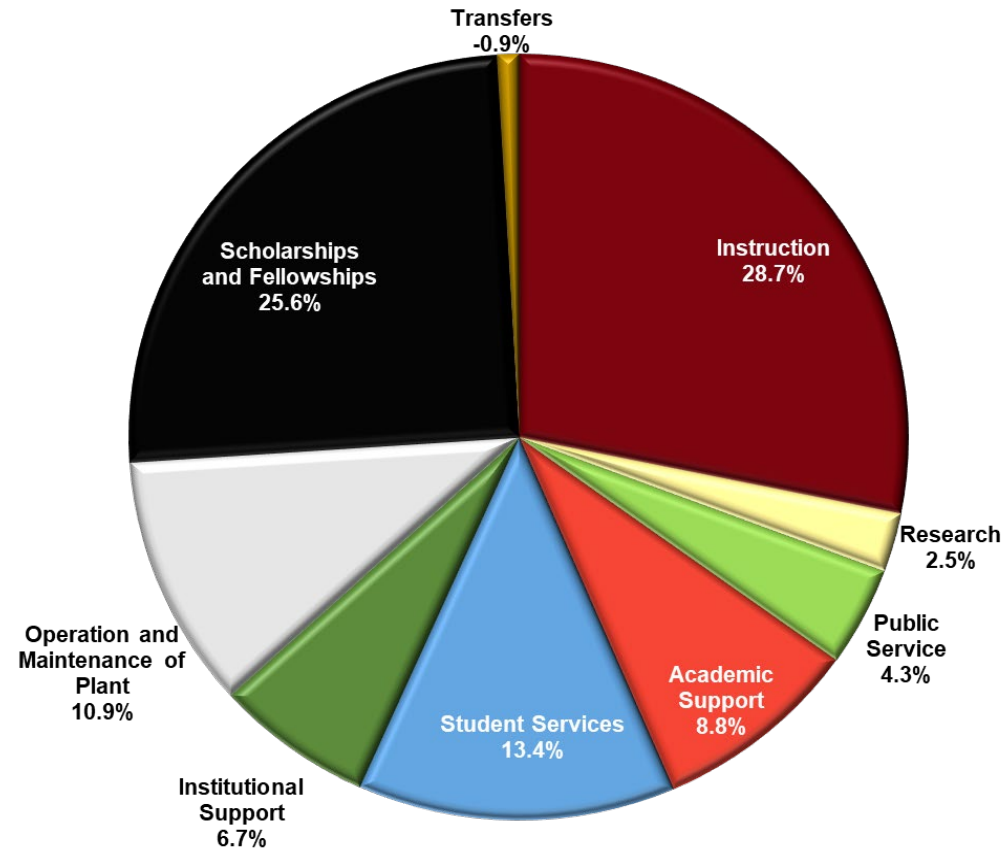
### Restricted Funds

E & G	12,326,075
Auxiliaries	-
<b>Restricted Total</b>	<b>12,326,075</b>
Contribution to Fund Balance	67,200
<b>TOTAL SOURCES</b>	<b>\$ 54,415,436</b>





# BEAUFORT TOTAL CURRENT FUNDS



## USC Beaufort Budget FY2024-2025 Expenditures

Instruction	\$ 15,619,652
Research	1,373,297
Public Service	2,328,704
Academic Support	4,799,792
Student Services	7,297,782
Institutional Support	3,630,108
Operation and Maintenance of Plant	5,933,531
Scholarships and Fellowships	13,929,014
Auxiliary Enterprises	2,037
Transfers	(498,480)
<b>TOTAL EXPENDITURES</b>	<b>\$ 54,415,436</b>



# BEAUFORT

## FY2026 STATE BUDGET REQUEST

Request	Recurring	Capital/Non-Recurring
<b>USC Beaufort</b>		
Tuition Mitigation Funding	\$ 3,000,000	
New Academic Program, Enhancement, Support	770,000	
New Academic Program Equipment		\$ 120,000
New Convocation Center		18,500,000
Center for the Arts Renovation		12,000,000
<b>TOTAL – USC Beaufort State Request</b>	<b>3,770,000</b>	<b>30,620,000</b>
Federal Funds Authorization Increase	7,522,085	
<b>TOTAL – USC Beaufort</b>	<b>\$ 11,292,085</b>	<b>\$ 30,620,000</b>



# BEAUFORT

## FY2026 STATE BUDGET REQUEST

### Recurring Appropriations

#### **Access & Affordability for In-State Students: Tuition Mitigation Funding – Recurring \$3,000,000**

- The top budget priority for the University of South Carolina System remains continuing to partner with the state to invest in predictable funding to mitigate against annual resident tuition increases.
- These funds would enable the System 1) to offset the tremendous rise in current inflationary costs expected to remain higher than historic norms for the foreseeable future, 2) to cover the customarily unfunded portion of state funding requirements for pension, health insurance, and cost of living adjustments, and 3) to continue to make strategic investments improving access to higher education for students across South Carolina.

#### **New Academic Program, Enhancement, and Student Support – Recurring \$770,000**

- Implementing the Environmental Engineering Program would enable USCB to increase STEM & Professional offerings to meet regional needs and improve student experience and success rates.



# BEAUFORT

## FY2026 STATE BUDGET REQUEST

### Non-Recurring Appropriations

#### **New Academic Program Equipment: Environmental Engineering – Non-Recurring \$120,000**

- Implementing the Environmental Engineering Program would enable USCB to increase STEM & Professional offerings to meet regional needs and improve student experience and success rates. The funds would provide necessary lab equipment for the program.

### Federal Appropriations

#### **Increase Federal Authorization – Recurring \$7,522,085**

- USC Beaufort is being given a federal grant opportunity (NSF Regional Innovation Engines). This grant will strengthen and develop academic opportunities. Federal research dollars are critical to the professional activities of university level faculty and provide opportunities for students. USCB works diligently to ensure that USCB and USCB faculty have access to all available external fund dollars. The absence of sufficient Federal Funds Authorization would impede USCB's ability to receive and expend Federal Research and other grant funds when awarded. The current Federal Authorization is currently on par with our current plan for Federal Financial Aid dollars and current Federal Grant dollars, however, with this new grant opportunity it would put USCB over our allowed federal authorization amount.
- If awarded, the initial award will be for \$15M for 2 years (\$7.5M per year). If approved to continue years 3-5 total \$45M (\$15M/year and years) Years 6-10 are \$100M (\$20M/year). The total grant could total \$160M over a 10-year period.



# BEAUFORT

## FY2026 STATE BUDGET REQUEST

### Capital Appropriations

#### **New Convocation Center & Athletics Complex – \$18,500,000**

- The multiuse event space with seating for up to 4,000 persons in a concert or graduation configuration and its support spaces will serve as a resource to both the University and Beaufort County. When completed in two phases, the facility will accommodate a wide range of academic courses, HPE athletic courses, student activities and assemblies, and special events.
- USCB will also add an on-campus Sports Complex of athletic fields to the property owned by the Beaufort Jasper Higher Education Commission on the Bluffton campus. This will provide a baseball field, a softball field, soccer field, a track & field, press boxes, field house, and roadways. Building this complex would reduce the university costs of renting local fields. The estimate to complete the project will be \$18.3 million based on an estimate from August 2023 by Huntress Association. This will also address the current security issues arising out of use of fields in the Hardeeville area that several parents have complained about.
- As an academic venue it will primarily serve the needs and function of the student body. Phase I will build approximately 87,500 square feet of floor space and include and a multi-functional floor area, fixed and retractable seating for approximately 3,600 spectators, dressing/locker rooms, event equipment storage rooms, concessions stand, several building support spaces and approximately 300 additional parking spaces.



# BEAUFORT

## FY2026 STATE BUDGET REQUEST

### Capital Appropriations

#### Center for the Arts Renovation – \$12,000,000

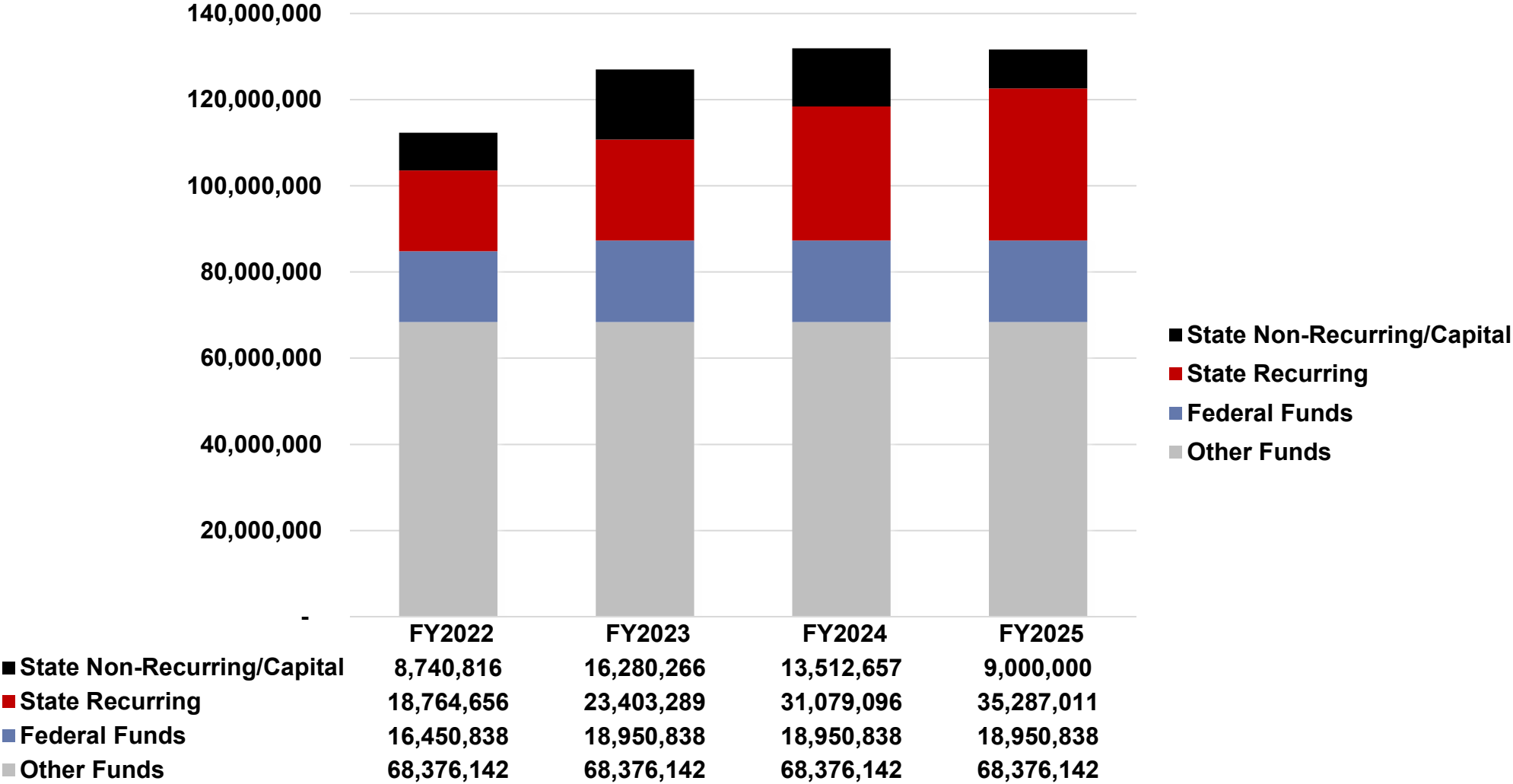
- The project will enable USCB to expand its Community Arts, Education and Outreach Programs and to facilitate the future utilization of space within the building that has been designated as the site of the Jonathan Green Center.
- This project will address issues found by the MEP Conditions & Capital Renewal Planning Study, as well as enable a much higher utilization of our Beaufort academic space by consolidating classrooms and laboratories within core academic campus (Sandstone, CFA, Beaufort College Building).



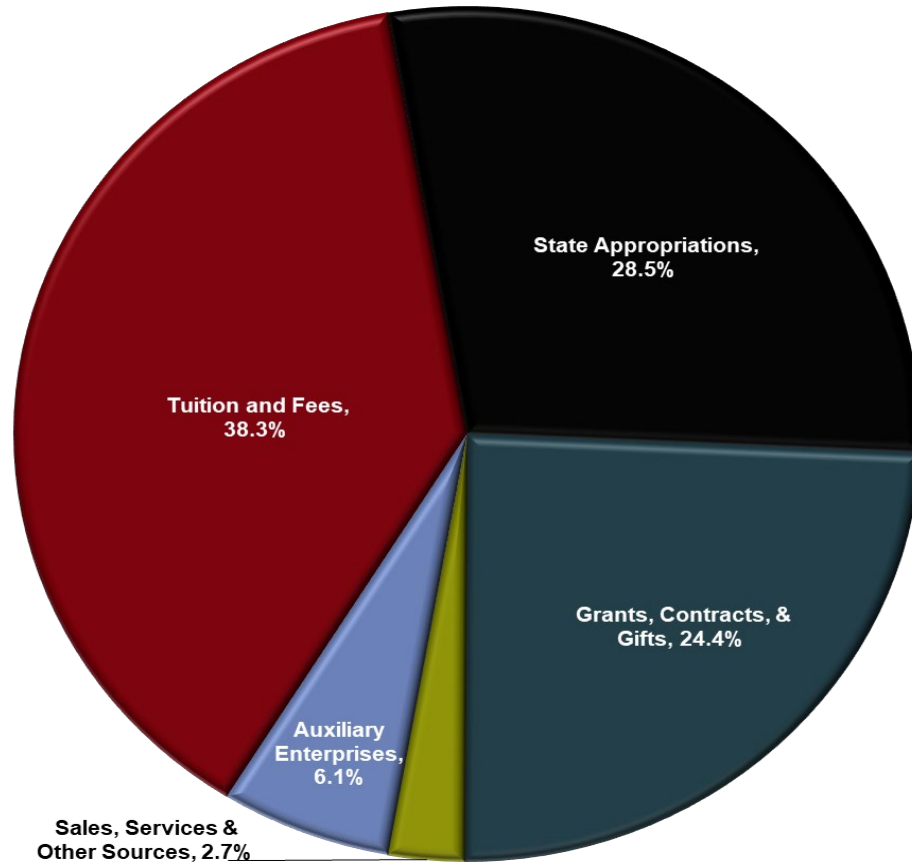




# UPSTATE BUDGET HISTORY



# UPSTATE TOTAL CURRENT FUNDS



## USC Upstate Budget FY 2024-2025 Revenues

### Unrestricted Funds

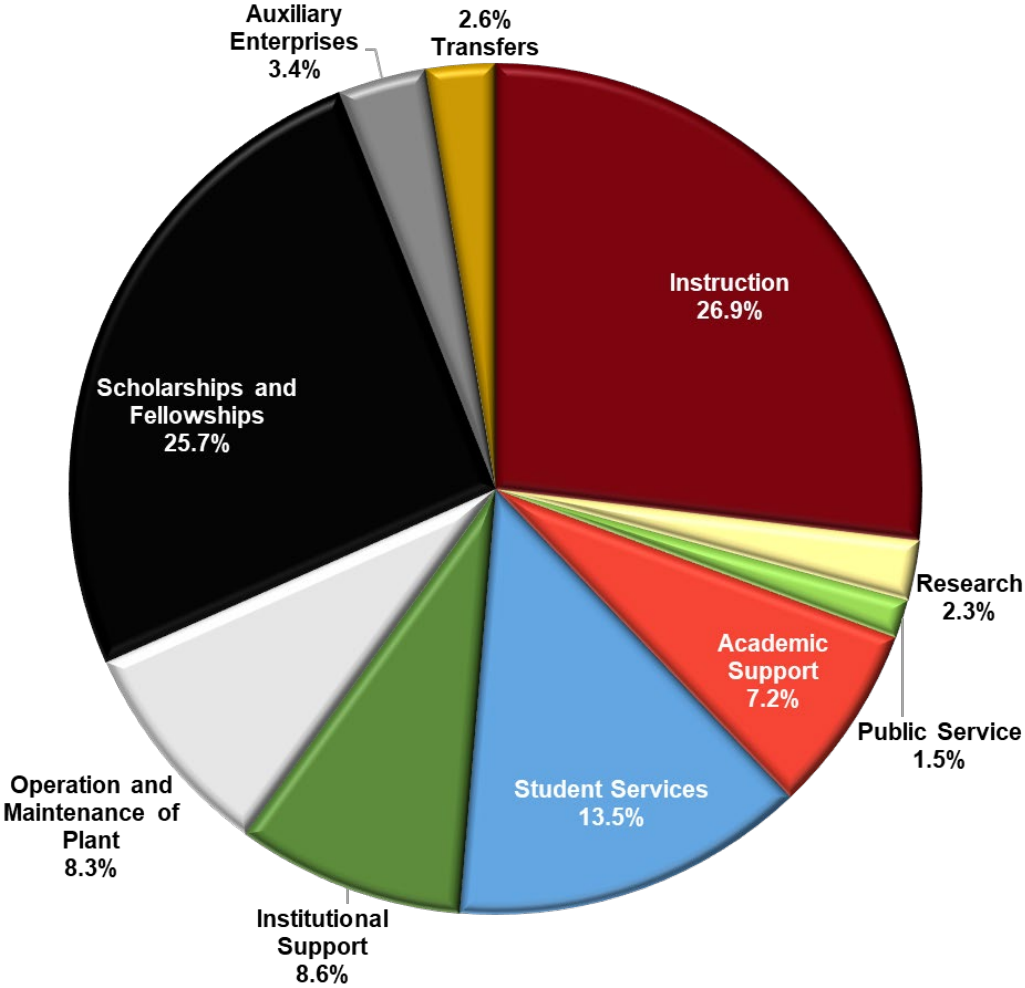
E & G	\$ 85,651,304
Auxiliaries	7,519,077
<b>Unrestricted Total</b>	<b>93,170,381</b>

### Restricted Funds

E & G	30,245,769
Auxiliaries	-
<b>Restricted Total</b>	<b>30,245,769</b>
Contribution to Fund Balance	(368,999)
<b>TOTAL SOURCES</b>	<b>\$ 123,047,151</b>



# UPSTATE TOTAL CURRENT FUNDS



USC Upstate Budget FY2024-2025 Expenditures	
Instruction	\$ 33,169,810
Research	2,798,757
Public Service	1,820,560
Academic Support	8,863,481
Student Services	16,570,898
Institutional Support	10,628,748
Operation and Maintenance of Plant	10,257,457
Scholarships and Fellowships	31,588,163
Auxiliary Enterprises	4,122,366
Transfers	3,226,911
TOTAL EXPENDITURES	<u>\$ 123,047,151</u>



# UPSTATE

## FY2026 STATE BUDGET REQUESTS

Request	Recurring	Capital/Non-Recurring
Tuition Mitigation Funding	\$ 3,800,000	
Establish School of Engineering	3,500,000	
Nursing/Health Sciences Building		13,500,000
Engineering and Computer Sciences Building		26,500,000
Convocation Center		15,000,000
Deferred Maintenance		5,000,000
National Security and Gov't Inst		1,200,000
Logistics and Supply Chain Lab		1,000,000
Upstate Talent Forum		250,000
<b>TOTAL – USC Upstate</b>	<b>\$ 7,300,000</b>	<b>\$ 62,450,000</b>



# UPSTATE

## FY2026 STATE BUDGET REQUEST

### Recurring Appropriations

#### **Access & Affordability for In-State Students: Tuition Mitigation Funding - Recurring \$3,800,000**

- The top budget priority for the University of South Carolina System remains continuing to partner with the state to invest in predictable funding to mitigate against annual resident tuition increases.
- These funds would enable the System 1) to offset the tremendous rise in current inflationary costs expected to remain higher than historic norms for the foreseeable future, 2) to cover the customarily unfunded portion of state funding requirements for pension, health insurance, and cost of living adjustments, and 3) to continue to make strategic investments improving access to higher education for students across South Carolina.

#### **Establishment of the School of Engineering and Computer Science - Recurring \$3,500,000**

- This request will help hire the inaugural director and establish a new bachelor's degree in industrial engineering and new engineering programs and provide additional faculty for the growth of the engineering and cyber security programs in the Upstate. These programs are in response to data from market studies and conversations with industry leaders that indicate a need to support the region's economic growth. Because of our location within a very high density of manufacturing companies, and because most of our students come from the upstate region of SC and remain here after graduation.



# UPSTATE

## FY2026 STATE BUDGET REQUEST

### Capital Appropriations

#### **Nursing/Health Sciences Building - \$13,500,000**

- Construct new 76,000 GSF facility to include classrooms, labs, faculty-staff offices, and affiliated meeting spaces.
- This will double the size of the existing Mary Black School of Nursing academic facility.

#### **Engineering and Computer Sciences Building - \$26,500,000**

- The school of engineering building will provide the following in support of engineering and computer science/cybersecurity programs at USC Upstate:
  - Smart, active learning classrooms
  - Laboratory spaces to support teaching and research in various engineering disciplines
  - Computer laboratories to support computer science teaching and research
  - Cybersecurity lab with VisWall, housed on isolated and secure server
  - Maker space for development of prototypes and projects
  - Areas for group study and tutoring
  - Lounges for student organizations
  - Faculty and administrative offices and conference rooms



# UPSTATE

## FY2026 STATE BUDGET REQUEST

### Capital Appropriations

#### Convocation Center - \$15,000,000

- Provide a new 135,000 GSF Convocation Center to support the academic function for larger assembly spaces to house convocations and other meeting venues affiliated with the University.
- Provide an athletic facility for major NCAA Division 1 athletics with an approximate seating capacity of 6,000-7,000 fixed seats with ability for additional floor seating areas.
- Provide a large facility for large venues in the Upstate region for use by community functions affiliated with entertainment, local business, Spartanburg Regional Heath System, and other regional meeting space functions.

#### Deferred maintenance - \$5,000,000

- Maintenance is a required cost for ensuring appropriate learning environments and maintaining state assets. USC Upstate would use funds to address a variety of deferred or appropriate critical repair and related maintenance, and address any other critical equipment, and systems repair. Funds would be targeted for critical life and safety maintenance issues and those that ensure educational mission.



# UPSTATE

## FY2026 STATE BUDGET REQUEST

### Non-Recurring Appropriations

#### **National Security and Government Institute – Non-recurring \$1,200,000**

- Hiring additional industry-led faculty specializing in cybersecurity/informatics and engineering to continue growing industry-led internships for our students while enhancing research facilities. These investments and improvements for our university will strengthen our ability to educate future cybersecurity/informatics and engineering professionals for our nation.

#### **Logistics and Supply Chain Lab - Non-recurring \$1,000,000**

- A logistics and supply chain management lab will extend experiential learning opportunities for students, faculty, and industry professionals. Career readiness of program graduates, and continuing education targeted at current professionals will address the significant shortage of logistics and supply chain management professionals in the Upstate of South Carolina.



# UPSTATE

## FY2026 STATE BUDGET REQUEST

### Non-Recurring Appropriations

#### Upstate Talent Forum - Non-recurring \$250,000

- This request will allow USC Upstate to present an informative event that brings together regional employers, local partners, and members of the university community to build an even stronger bridge and further align employment needs with educational programs. The Forum is centered around engagement, alignment, commitment, communication, and support for talent development and recruitment in Upstate, Spartanburg, and surrounding areas. The primary focus and findings are Skills Gap Analysis where USC Upstate can foster development of Transferrable Skills; Building Business and Education Partnerships, Mentorship Programs; Creating Inclusive Work Environments to enhance early Educational Outreach; the commitment of Continuing Education to address the needs of Customized Workplace Learning; and On the Job Training to further reinforce the employer's specific needs and enhance Internship to Employment Transition.



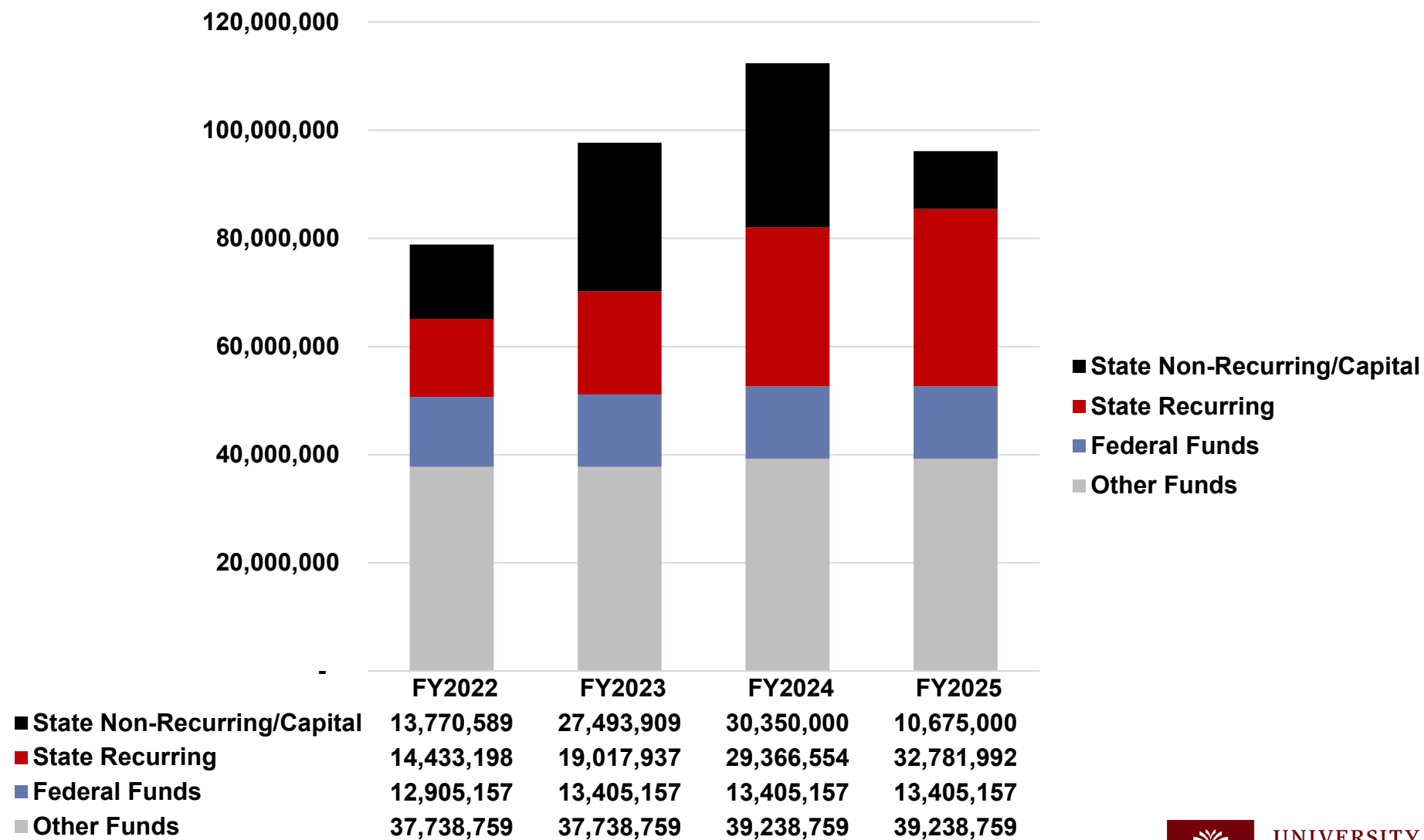


UNIVERSITY OF  
**South Carolina**  
PALMETTO COLLEGE



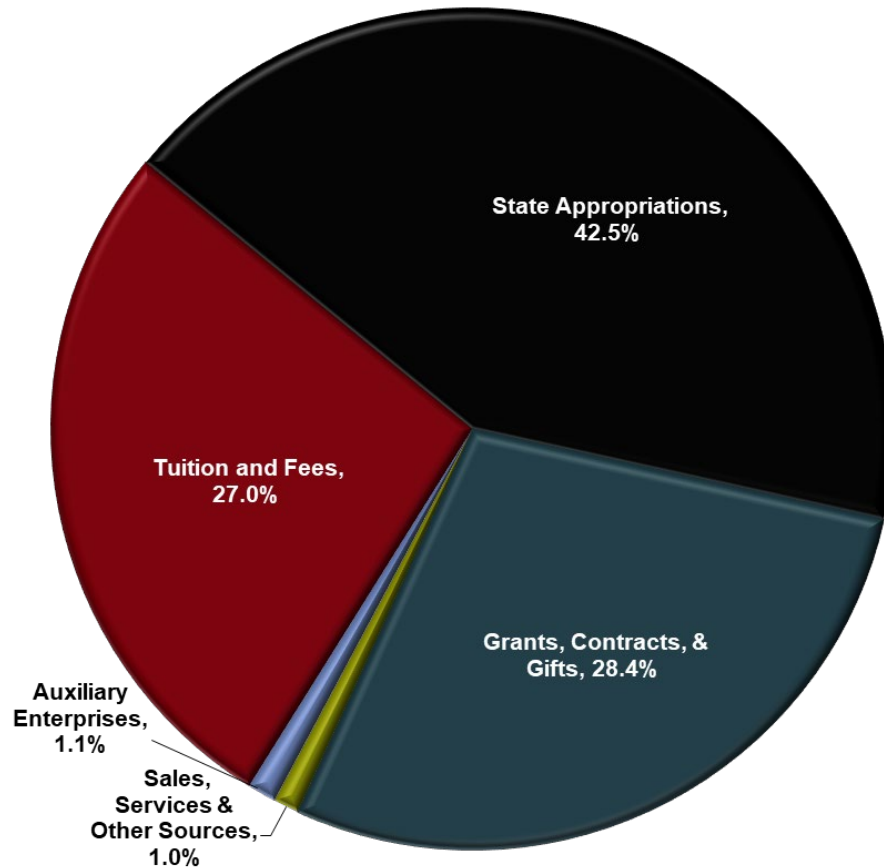
UNIVERSITY OF  
**South Carolina**

# PALMETTO COLLEGE STATE BUDGET HISTORY



# PALMETTO COLLEGE

## TOTAL CURRENT FUNDS



### USC Palmetto College Budget FY 2024-2025 Revenues

#### Unrestricted Funds

E & G	\$ 56,708,007
Auxiliaries	890,820
<b>Unrestricted Total</b>	<b>57,598,827</b>

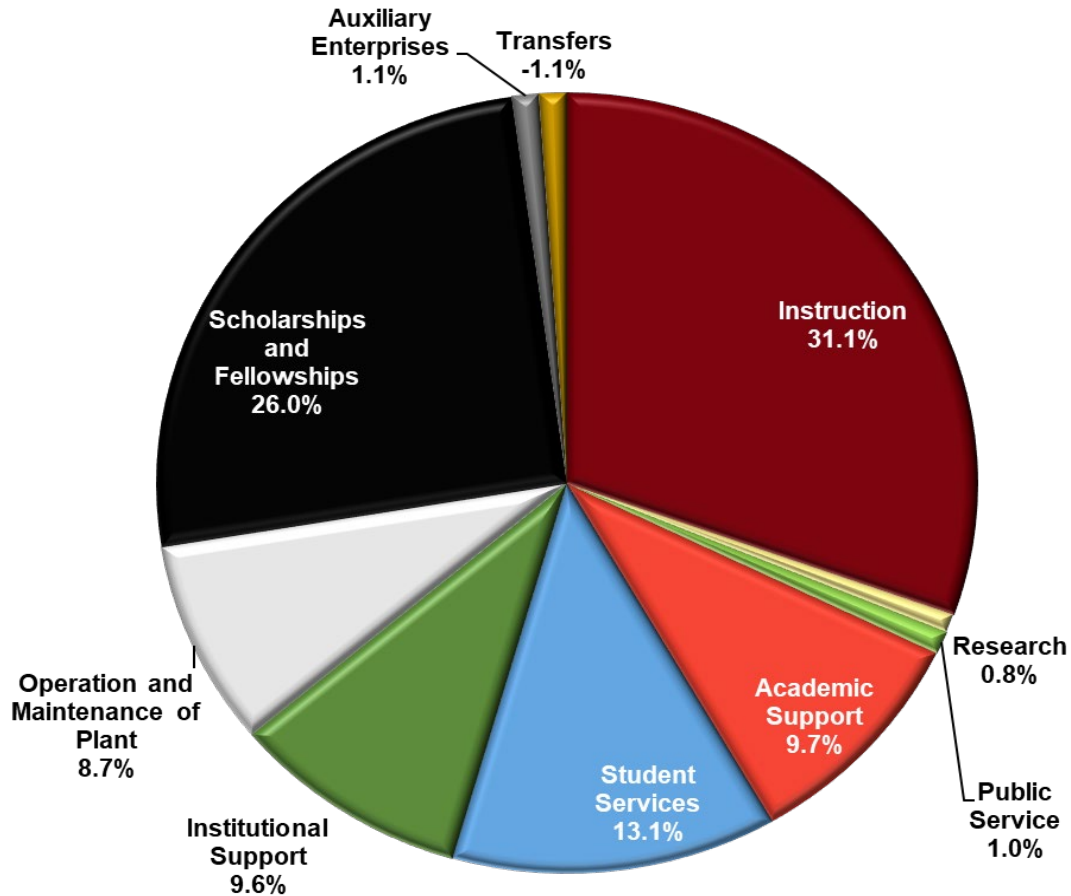
#### Restricted Funds

E & G	19,464,448
Auxiliaries	-
<b>Restricted Total</b>	<b>19,464,448</b>
Contribution to Fund Balance	(4,019,106)
<b>TOTAL SOURCES</b>	<b>\$ 73,044,169</b>



# PALMETTO COLLEGE

## TOTAL CURRENT FUNDS



### USC Palmetto College Budget FY2024-2025 Expenditures

Instruction	\$ 22,732,971
Research	572,922
Public Service	712,082
Academic Support	7,098,625
Student Services	9,569,754
Institutional Support	7,023,117
Operation and Maintenance of Plant	6,349,441
Scholarships and Fellowships	19,002,386
Auxiliary Enterprises	794,303
Transfers	(811,434)
<b>TOTAL EXPENDITURES</b>	<b>\$ 73,044,169</b>



# PALMETTO COLLEGE

## FY2026 STATE BUDGET REQUEST

Request	Recurring	Capital/Non-Recurring
<b>USC Palmetto College</b>		
Tuition Mitigation Funding	\$ 1,842,000	
Non-Recurring Operating Requests		\$ 800,000
USC Sumter Capital Requests		11,000,000
USC Union Capital Request		11,000,000
Deferred Maintenance		25,520,000
<b>TOTAL – USC Palmetto College</b>	<b>\$ 1,842,000</b>	<b>\$ 48,320,000</b>





# PALMETTO COLLEGE

## FY2026 STATE BUDGET REQUEST

### Recurring Appropriations

#### **Access & Affordability for In-State Students: Tuition Mitigation Funding – Recurring \$1,842,000**

- The top budget priority for the University of South Carolina System remains continuing to partner with the state to invest in predictable funding to mitigate against annual resident tuition increases.
- These funds would enable the System 1) to offset the tremendous rise in current inflationary costs expected to remain higher than historic norms for the foreseeable future, 2) to cover the customarily unfunded portion of state funding requirements for pension, health insurance, and cost of living adjustments, and 3) to continue to make strategic investments improving access to higher education for students across South Carolina.
- Allocations per campus: Lancaster - \$640,000; Sumter - \$526,000; Salkehatchie - \$314,000; and Union - \$362,000. Requests would help mitigate future tuition increases by covering anticipated operating increases for inflationary costs and mandated increases such as pension, health insurance, and cost of living adjustments.



UNIVERSITY OF  
**South Carolina**

# PALMETTO COLLEGE

## FY2026 STATE BUDGET REQUEST

### Non-Recurring Appropriations

#### **Instructional and Institutional Support Supplies & Equipment – Non-recurring \$800,000**

- Lancaster, \$250,000; Salkehatchie, \$400,000; Sumter \$150,000
- Instructional Materials, Equipment & Supplies to support Nursing Program, Student Success, Institutional Support, Physical Plant, and Student Activity/Athletic Operations.



# PALMETTO COLLEGE

## FY2026 STATE BUDGET REQUEST

### Capital Appropriations

#### **Facility Deferred Maintenance, Renovations and Upgrades - \$25,520,000**

- Lancaster \$4,300,000; Salkehatchie \$13,770,000; Union \$7,450,000.

#### **USC Union Construction of Gymnasium/Convocation/Civic Center - \$11,000,000**

- A compliant gymnasium / convocation building will support the campus in bringing back men's and women's basketball and provide a proper seating capacity for our current volleyball team and student activities. At present, Union County has no civic center to support events like graduations, sporting events or concerts / musical performances. This event space can also be offered to the community for large gatherings with seating up to 1,500 people. Youth programs could also use this space for camps and activities, which would aid in future recruiting efforts. This building would also be the front door or Welcome Center for USCU to engage prospective new students / student athletes and their parents. This facility will serve as a central location for the athletic program housing coaches offices, a wellness center and locker rooms. This will be a 2 or 3 phase project with the gym building as a start and phase into locker rooms and offices.



# PALMETTO COLLEGE

## FY2026 STATE BUDGET REQUEST

### Capital Appropriations

#### **USC Sumter Health, Wellness, and Athletics Center - \$8,000,000**

- The Health and Athletics Center will include an updated facility that will meet the current and future needs and will allow athletics programs to expand and to increase student enrollment. The current facility is in great demand for numerous community activities, but these events compete with athletics for space. The new facility will allow USC Sumter to repurpose the old gymnasium for such community events and recreational activities. The project will also replace the current softball practice field with a new field that will meet the softball team's practice and competition needs. The facility will also provide updated office space for athletics administration and coaches.
- The Health and Athletics Center will house mental health services available to students, faculty and staff and education success services for active-duty soldiers and their dependents, reservists, and veterans.

#### **USC Sumter Facilities Management Center - \$3,000,000**

- Facilities Management and the Student Union Center share valuable campus space in the Student Center Union building. By relocating the Facilities Management facility to the periphery of the campus, the existing space can be repurposed for much needed student union space. No other space exists to expand the Student Union Center and to relocate the Facilities Management Center.



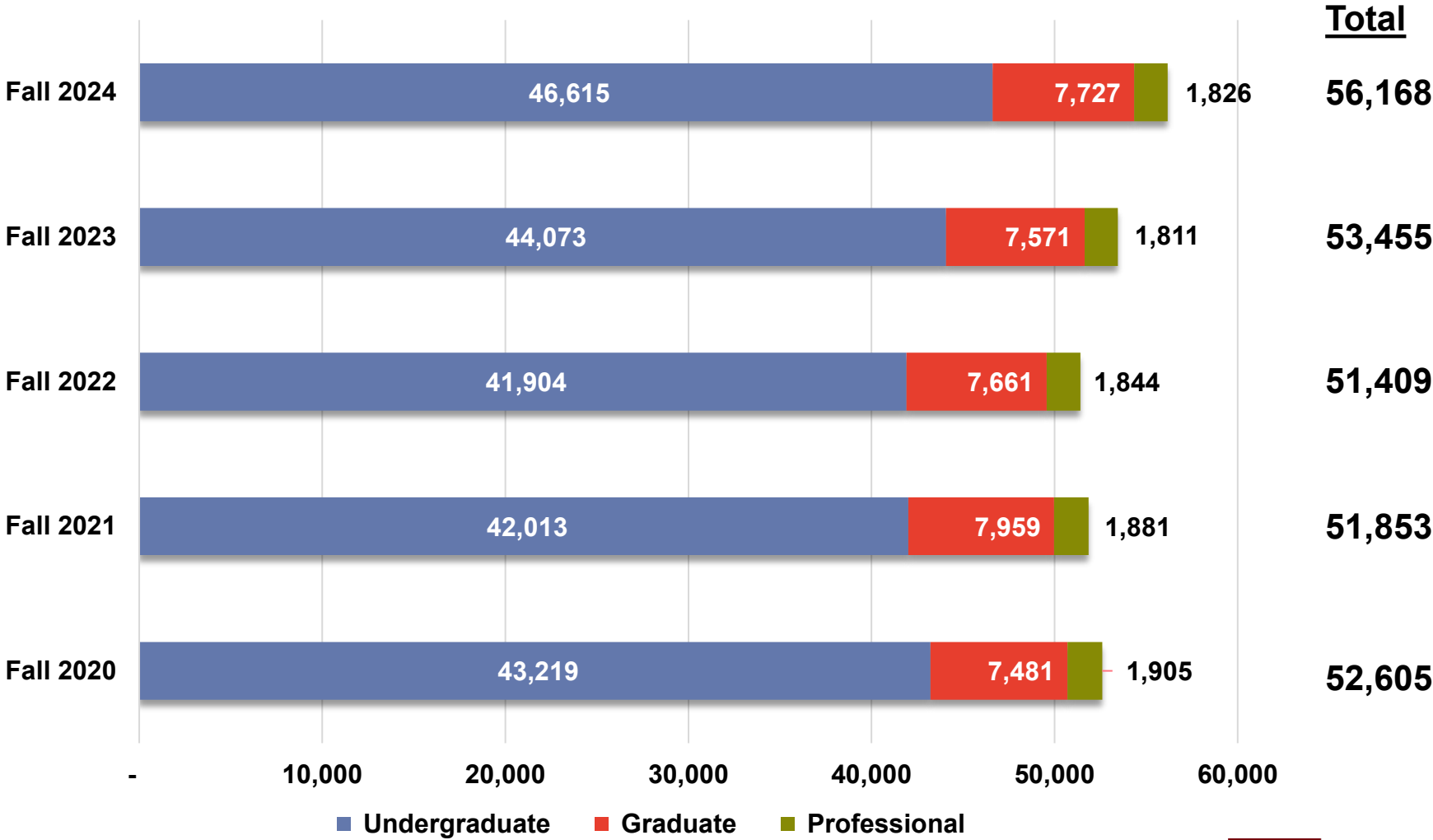


UNIVERSITY OF  
**South Carolina**

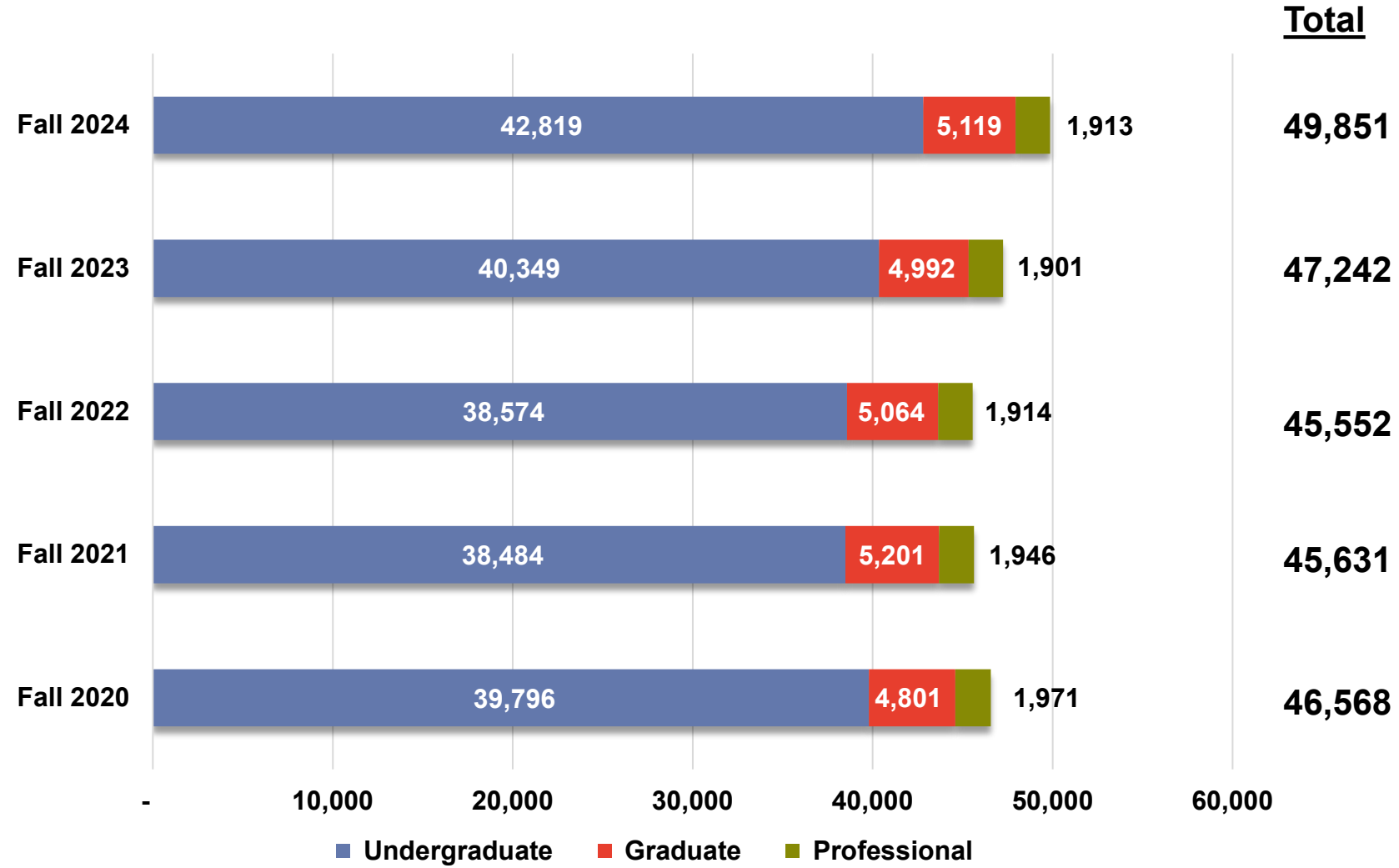
**APPENDIX**



# SYSTEM HEADCOUNT ENROLLMENT



# SYSTEM FTE ENROLLMENT





# SYSTEM COST FACTORS

- **Compensation and Fringe Benefits**

- ☐ 50% of USC total current funds operating expenses
- ☐ Increases include cost of living, health insurance, & retirement
- ☐ Academic labor market
- ☐ Increased faculty hiring to support increased enrollment
- ☐ Faculty startup costs

- **Student Success Initiatives**

- ☐ Advising
- ☐ Career Services
- ☐ Academic and supplemental instructional support
- ☐ Student resources – enrollment management, financial aid, registrar

- **Inflationary Costs**

- ☐ Utilities
- ☐ Libraries
- ☐ Goods & services

- **Capital Planning**

- ☐ Facilities routine maintenance
- ☐ Capital renewal
- ☐ Accommodating changing student needs

- **Information technology**

- ☐ Academic and Research computing
- ☐ Administrative computing



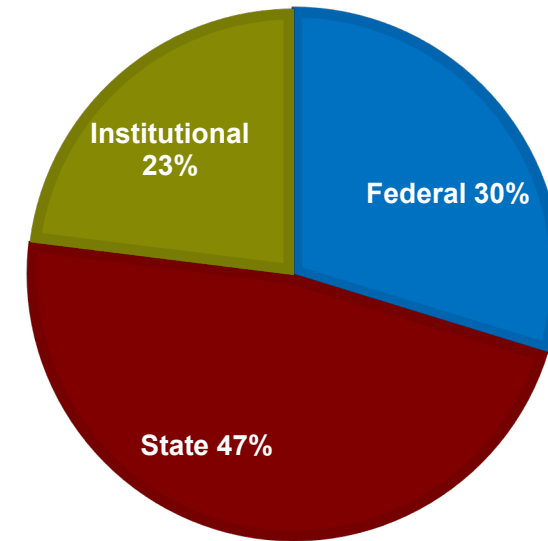
# SYSTEM FY2024 SCHOLARSHIPS AND GRANTS

Federal	# Students	FY2024
Pell Grant	13,130	\$ 77,236,915
SEOG Grant	1,992	2,779,047
Other (TEACH Grant)	81	282,884
<b>Federal Totals</b>	<b>15,203</b>	<b>\$ 80,298,846</b>

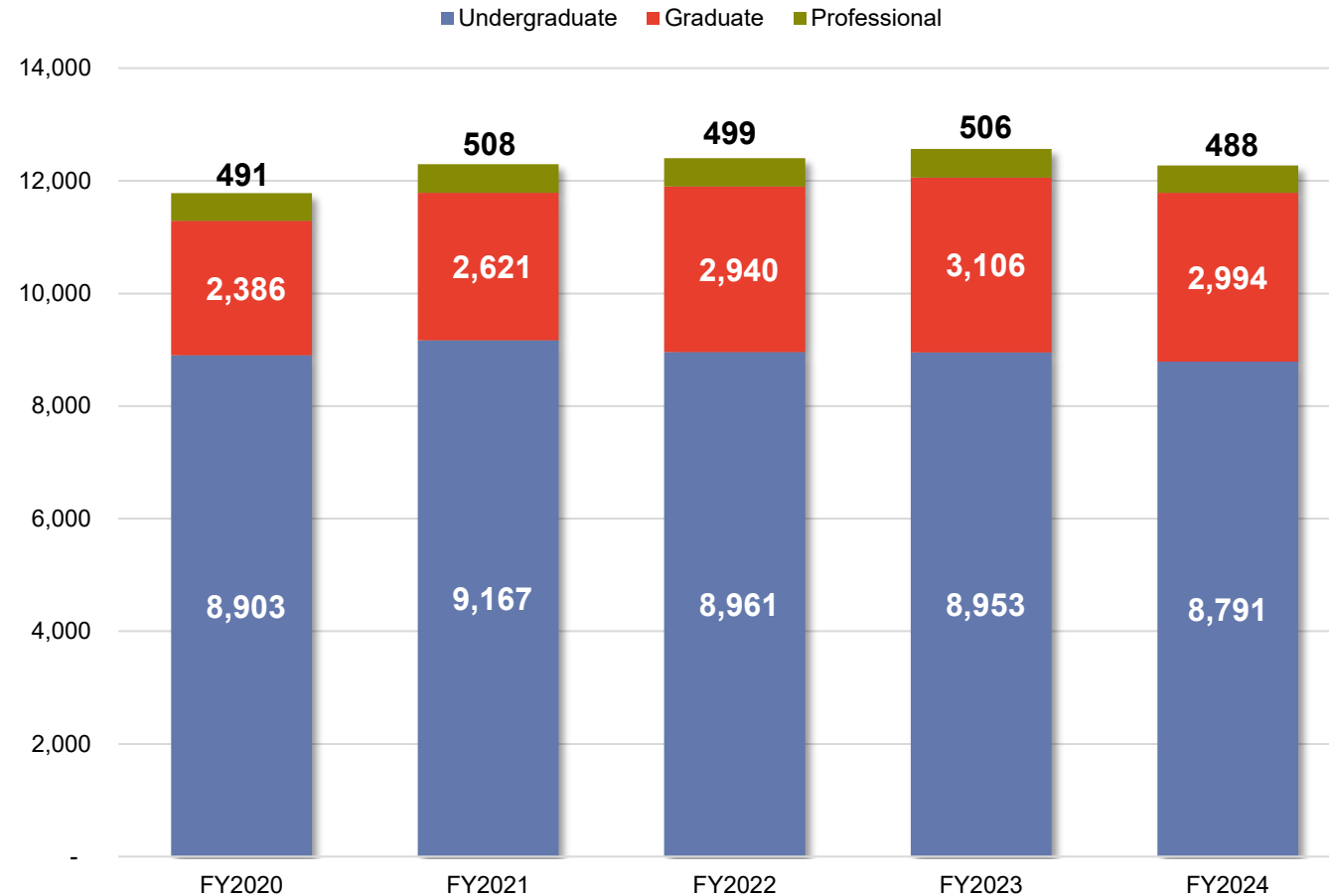
State	# Students	FY2024
LIFE Scholarship	12,520	\$ 67,693,315
LIFE Scholarship Enhancement	1,041	2,561,012
Palmetto Fellows Scholarship	2,785	22,827,052
Palmetto Fellows Scholarship Enhancement	147	363,750
HOPE Scholarship	1,306	3,536,322
SC Need Based Grant	7,378	23,872,808
National Guard Grant	227	1,166,269
SC Teaching Fellows	205	1,149,294
SC Lottery Tuition Assistance Program	4,924	4,421,322
<b>State Totals</b>	<b>30,533</b>	<b>\$ 127,591,144</b>

Institutional	# Students	FY2024
General University Scholarships	4,602	\$ 9,608,019
University Need Based Grants	1,941	13,961,110
Departmental Scholarships	7,543	24,910,054
Athletic Grants-in-Aid	2,544	13,715,914
<b>Institutional Totals</b>	<b>16,630</b>	<b>\$ 62,195,097</b>

<b>Total Scholarship and Grant Aid</b>	<b>\$ 270,085,088</b>
--	-----------------------



# SYSTEM DEGREES AWARDED



# SYSTEM BOND INDEBTEDNESS

Campus of Indebtedness		Amount Outstanding
<b><u>Columbia</u></b>		
	State Institution Bonds - Columbia	\$ 86,001,000
	State Institution Bonds - School of Medicine	-
	Athletic Facilities Revenue Bonds	158,880,000
	Revenue Bonds - Housing	265,658,534
	Revenue Bonds - Parking	6,068,000
	Revenue Bonds - Academic	35,200,000
	Subtotal	<b>551,807,534</b>
<b><u>Aiken Campus</u></b>		
	State Institution Bonds	\$ 1,913,000
	Revenue Bonds - Housing	11,785,000
	Subtotal	<b>13,698,000</b>
<b><u>Upstate Campus</u></b>		
	State Institution Bonds	\$ 5,180,000
	Revenue Bonds - Housing	19,058,466
	Revenue Bonds - Bookstore	2,880,000
	Subtotal	<b>27,118,466</b>
<b><u>Beaufort Campus</u></b>		
	State Institution Bonds	\$ 991,000
<b>Total outstanding as of June 30, 2024</b>		<b>\$ 593,615,000</b>



# SYSTEM EMPLOYEES

	Columbia & SOMs	Aiken	Beaufort	Upstate	Palmetto College	System Total
Full-Time Faculty	2,005	166	99	213	143	2,626
Part-Time Faculty	581	105	87	171	140	1,084
Faculty Subtotal	2,586	271	186	384	283	3,710
Full-Time Staff	4,014	203	156	318	148	4,839
Part-Time Staff	1,346	84	45	105	128	1,708
Staff Subtotal	5,360	287	201	423	276	6,547
Graduate Assistants	2,459	30	3	21	1	2,514
Graduate Work Study	13	-	-	-	-	13
Regular Student Assistants	2,888	247	159	294	82	3,670
College Work Study	236	42	22	72	57	429
Student Employee Subtotal	5,596	319	184	387	140	6,626
<b>Total</b>	<b>13,542</b>	<b>877</b>	<b>571</b>	<b>1,194</b>	<b>699</b>	<b>16,883</b>



# SYSTEM EMPLOYEE FTE

Type	State	Federal	Other	Total
------	-------	---------	-------	-------

## USC System

Authorized	3,176.47	120.36	3,269.40	6,566.23
Filled	3,143.99	39.21	2,961.74	6,144.94
Vacant	32.48	81.15	307.66	421.29

## Columbia & SOMs

Authorized	2,689.38	115.91	2,352.16	5,157.45
Filled	2,686.84	37.71	2,140.03	4,864.57
Vacant	2.54	78.20	212.13	292.88

## Aiken

Authorized	155.88	0.67	220.71	377.26
Filled	141.16	-	191.86	333.02
Vacant	14.72	0.67	28.85	44.24

Type	State	Federal	Other	Total
------	-------	---------	-------	-------

## Beaufort

Authorized	51.49	0.25	194.10	245.84
Filled	52.92	0.50	169.21	222.63
Vacant	(1.43)	(0.25)	24.89	23.21

## Upstate

Authorized	184.82	2.07	329.11	516.00
Filled	167.89	-	307.71	475.61
Vacant	16.93	2.07	21.40	40.39

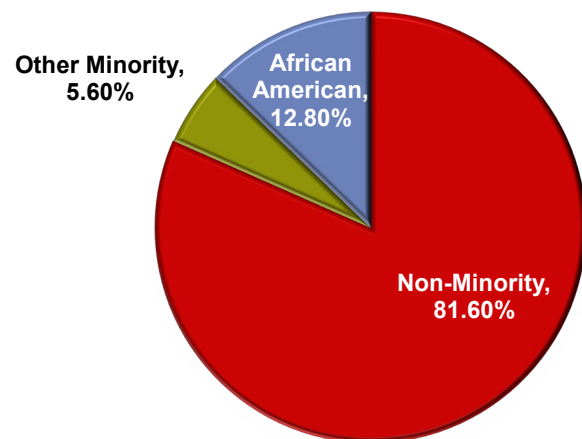
## Palmetto College

Authorized	94.90	1.46	173.32	269.68
Filled	95.18	1.00	152.94	249.12
Vacant	(0.28)	0.46	20.39	20.56

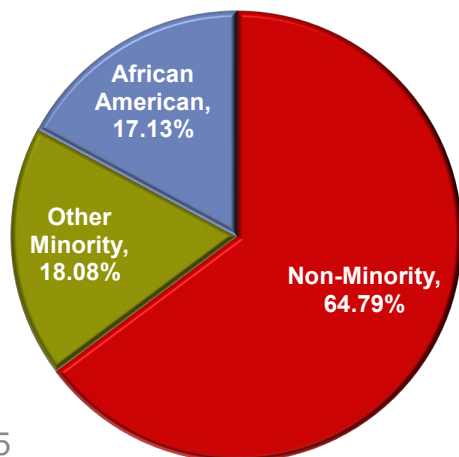


# SYSTEM MINORITY OVERVIEW

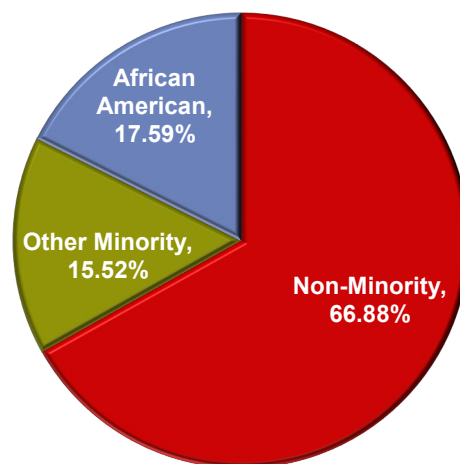
## Administration



## Employees



## FTEs



## ADMINISTRATION

Total Administration	125
Number Minority	23
% Minority	18.40%
% Of Minority Being African American	69.57%

## FTEs

Total FTEs	9,219
Number Minority	3,053
% Minority	33.12%
% Of Minority Being African American	53.13%

## EMPLOYEES

All Employees	12,741
Number Minority	4,486
% Minority	35.21%
% Of Minority Being African American	48.64%





# SYSTEM 4% FEE WAIVER

## **I. Governing Legislation/USC System Policy**

South Carolina Code of Laws: Section 59-101-620

USC System Policy: FINA 4.04

## **II. Summary**

Legislation/policy allows institutions of higher education to offer educational fee waivers of up to 4% of the undergraduate students or in an amount based on 4% of the prior year's tuition revenue.

## **III. Purpose**

The use of tuition awards is for the following purposes: to enable the campus to have a more direct influence of the diversity of the student body profile; to enroll academically talented students and students with special talents; and/or to meet student's financial need or to recognize student's contributions to the University.

## **IV. Special Treatment for USC System Comprehensive and Regional Colleges**

Recipients of the 4% fee waiver at Comprehensive Institutions may include non-resident students and high school concurrent students. The combination of tuition award plus waived fees may not be greater than the differential between tuition rates for residents and non-residents. No more than one-half of the 4% calculation may be awarded to non-resident students.

## **V. Threshold Calculation (Equivalent Method - Per Policy FINA 4.04)**



# SYSTEM ABATEMENTS

Abatelements provide an avenue, through strategic leveraging of discount rates, to recruit and retain high caliber non-resident undergraduate students to the University of South Carolina.

The State of South Carolina requires or allows several abatelements through state law.

## **This includes**

- ☐ Active Duty Military
- ☐ Certain Military Dependents
- ☐ Academic Common Market
- ☐ Sister-State
- ☐ International Agreements
- ☐ American Legion Scholars
- ☐ Reciprocal Exchanges

Students who receive institutional abatelements possess academic, athletic, or musical talents to enhance the campus and community.

USC Columbia uses a tiered tuition structure for non-resident scholarship students with different discount rates. This has been intentionally developed over time to compete for high caliber students while maximizing net tuition revenue.

At USC Columbia, the non-resident student population subsidizes the cost of education for South Carolina residents.



# SYSTEM

## 4% FEE WAIVER & ABATEMENTS

	FY2022			FY2023			FY2024		
Class	# Students	Non-Resident	Resident	# Students	Non-Resident	Resident	# Students	Non-Resident	Resident
<b>4% Fee Waivers</b>									
Freshmen	1,138	1,001	137	865	769	96	877	754	123
Sophomore	1,550	1,502	48	1,519	1,458	61	1,687	1,599	88
Junior	1,900	1,845	55	1,603	1,544	59	1,727	1,677	50
Senior	3,790	3,699	91	4,189	4,090	99	3,449	3,380	69
Other	98	95	3	94	94	-	71	69	2
<b>Total</b>	<b>8,476</b>	<b>8,142</b>	<b>334</b>	<b>8,270</b>	<b>7,955</b>	<b>315</b>	<b>7,811</b>	<b>7,479</b>	<b>332</b>
<b>Abatements - Full</b>									
Freshmen	1,069	10	1,059	2,279	10	2,269	1,168	4	1,164
Sophomore	1,074	2	1,072	1,275	-	1,275	876	-	876
Junior	1,070	3	1,067	953	2	951	777	-	777
Senior	2,188	-	2,188	1,482	-	1,482	958	1	957
Other	2,605	438	2,167	2,592	400	2,192	2,537	369	2,168
<b>Total</b>	<b>8,006</b>	<b>453</b>	<b>7,553</b>	<b>8,581</b>	<b>412</b>	<b>8,169</b>	<b>6,316</b>	<b>374</b>	<b>5,942</b>
<b>Abatements - Partial</b>									
Freshmen	808	-	808	680	-	680	1,763	-	1,763
Sophomore	719	-	719	908	-	908	1,573	-	1,573
Junior	602	-	602	575	-	575	1,239	-	1,239
Senior	880	-	880	731	-	731	1,015	-	1,015
Other	284	-	284	249	-	249	303	-	303
<b>Total</b>	<b>3,293</b>	<b>-</b>	<b>3,293</b>	<b>3,143</b>	<b>-</b>	<b>3,143</b>	<b>5,893</b>	<b>-</b>	<b>5,893</b>







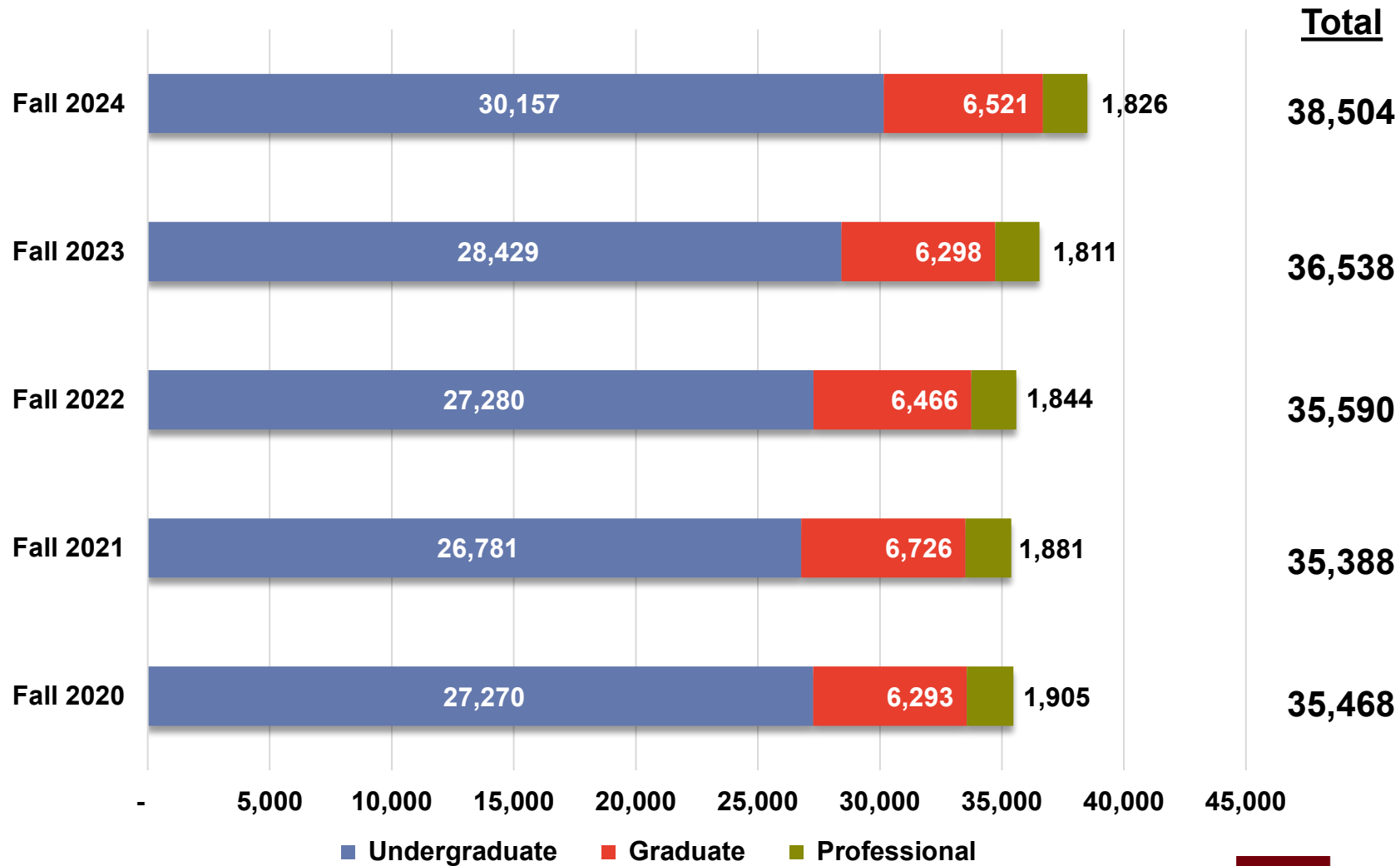
UNIVERSITY OF  
**South Carolina**



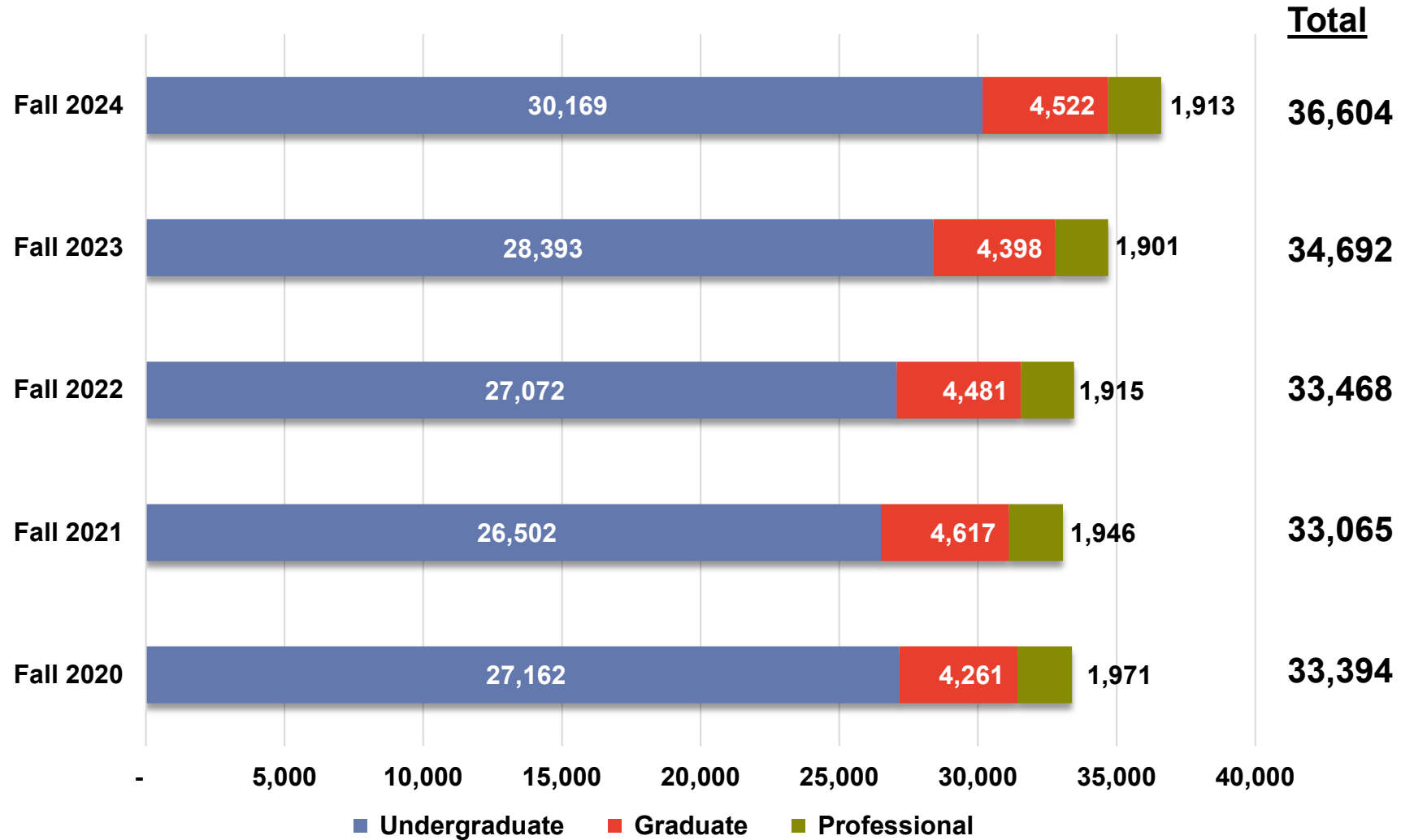
**Columbia**



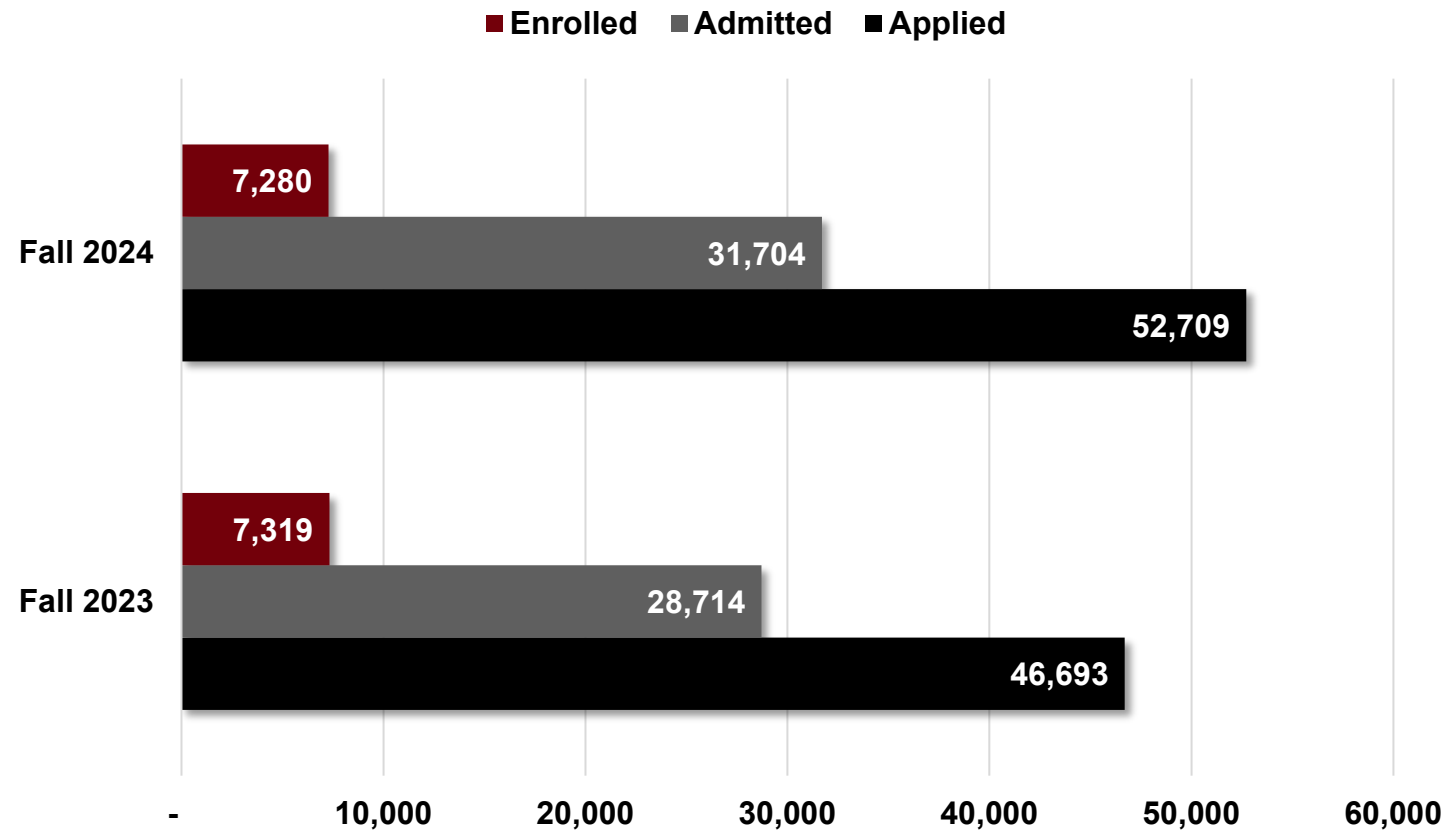
# COLUMBIA HEADCOUNT ENROLLMENT



# COLUMBIA FTE ENROLLMENT



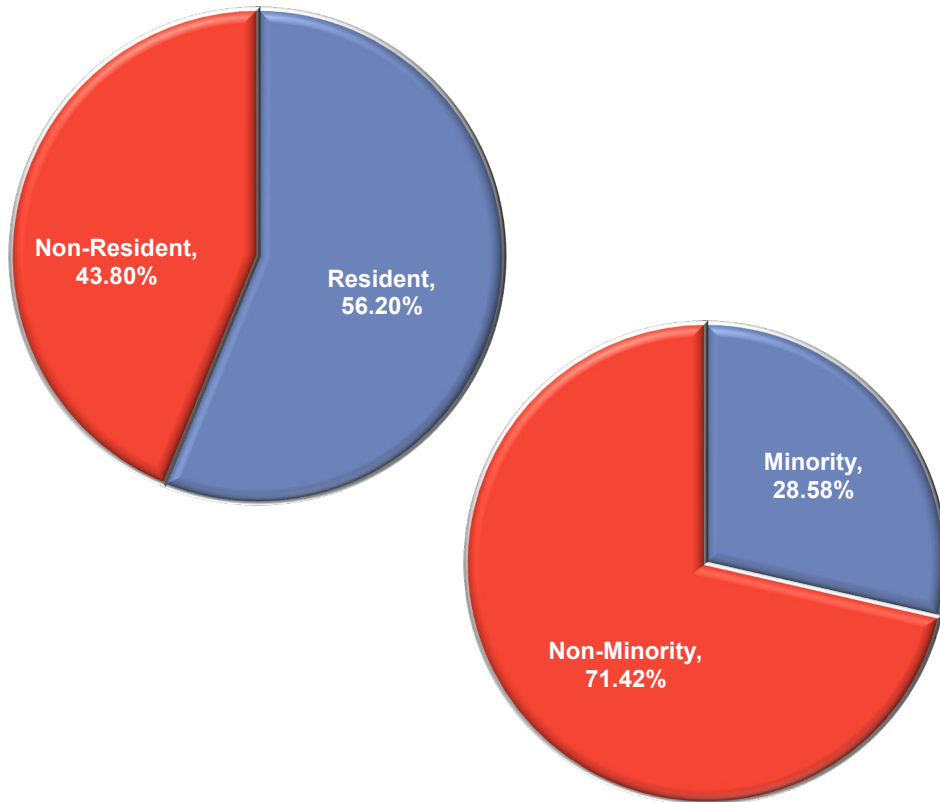
# COLUMBIA ENROLLMENT SUMMARY



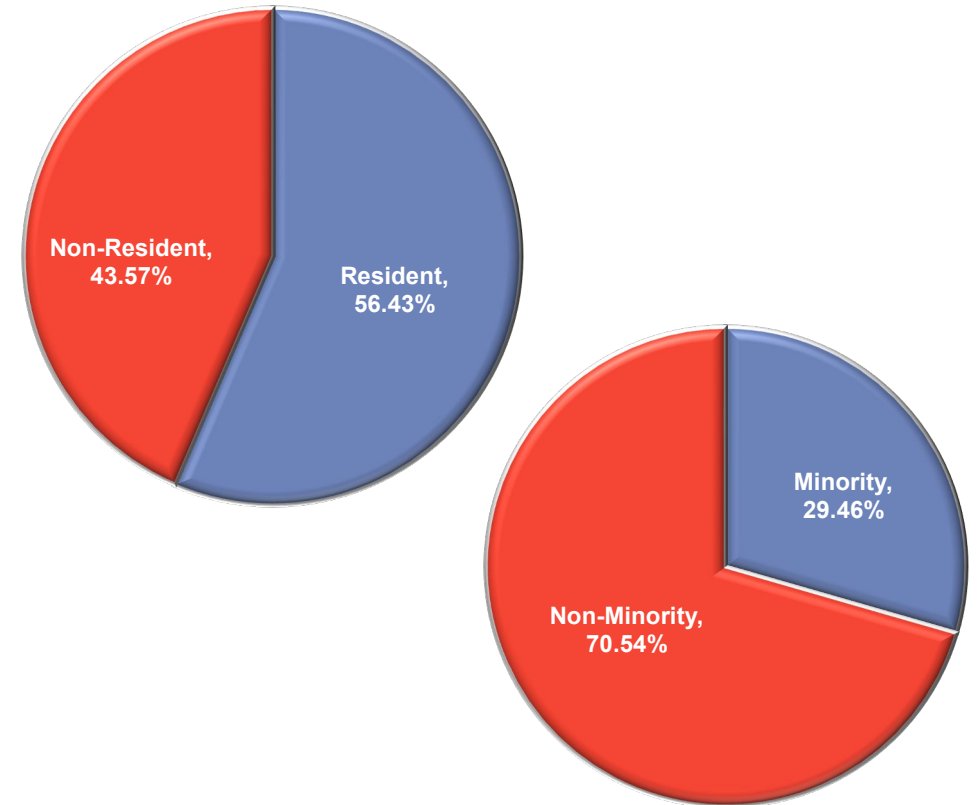


# COLUMBIA ENROLLMENT SUMMARY

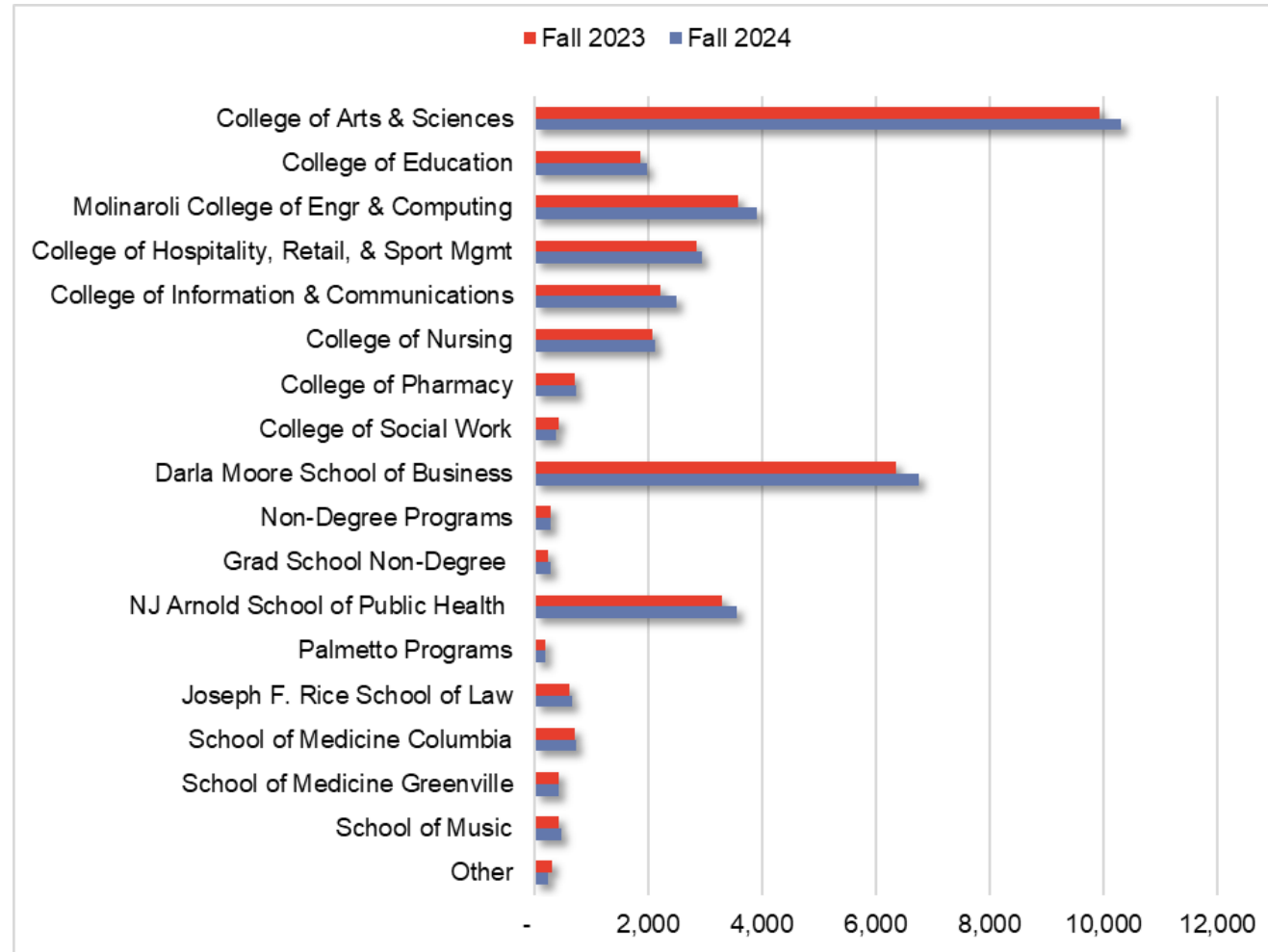
Fall 2023



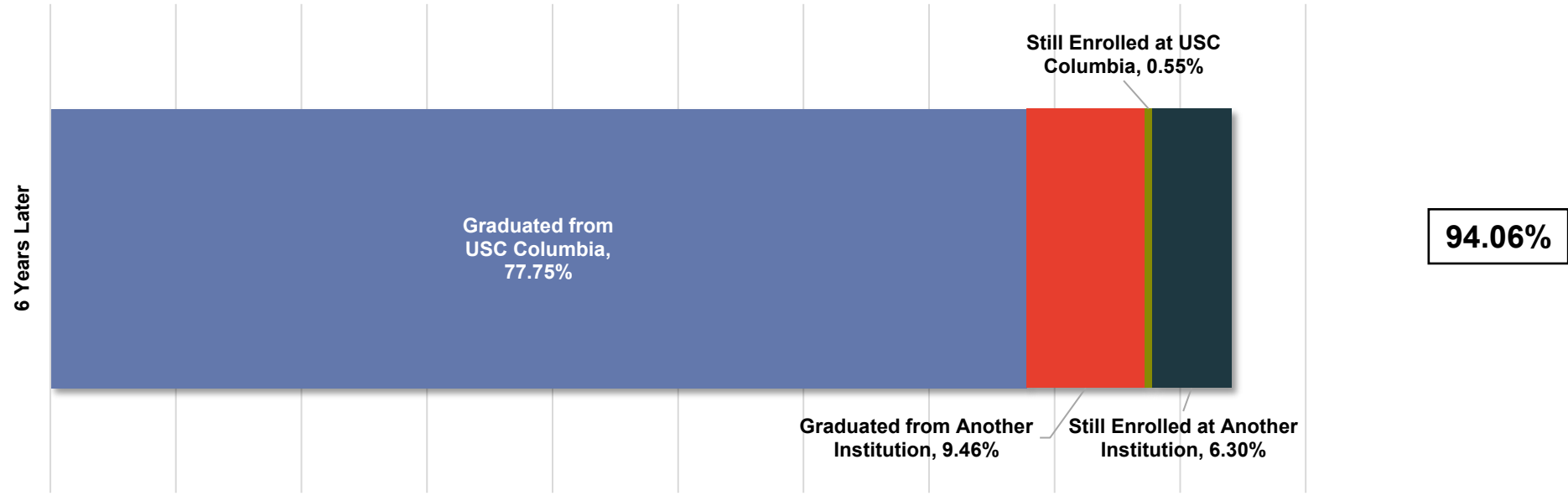
Fall 2024



# COLUMBIA ENROLLMENT BY COLLEGE



# COLUMBIA SUCCESS RATE

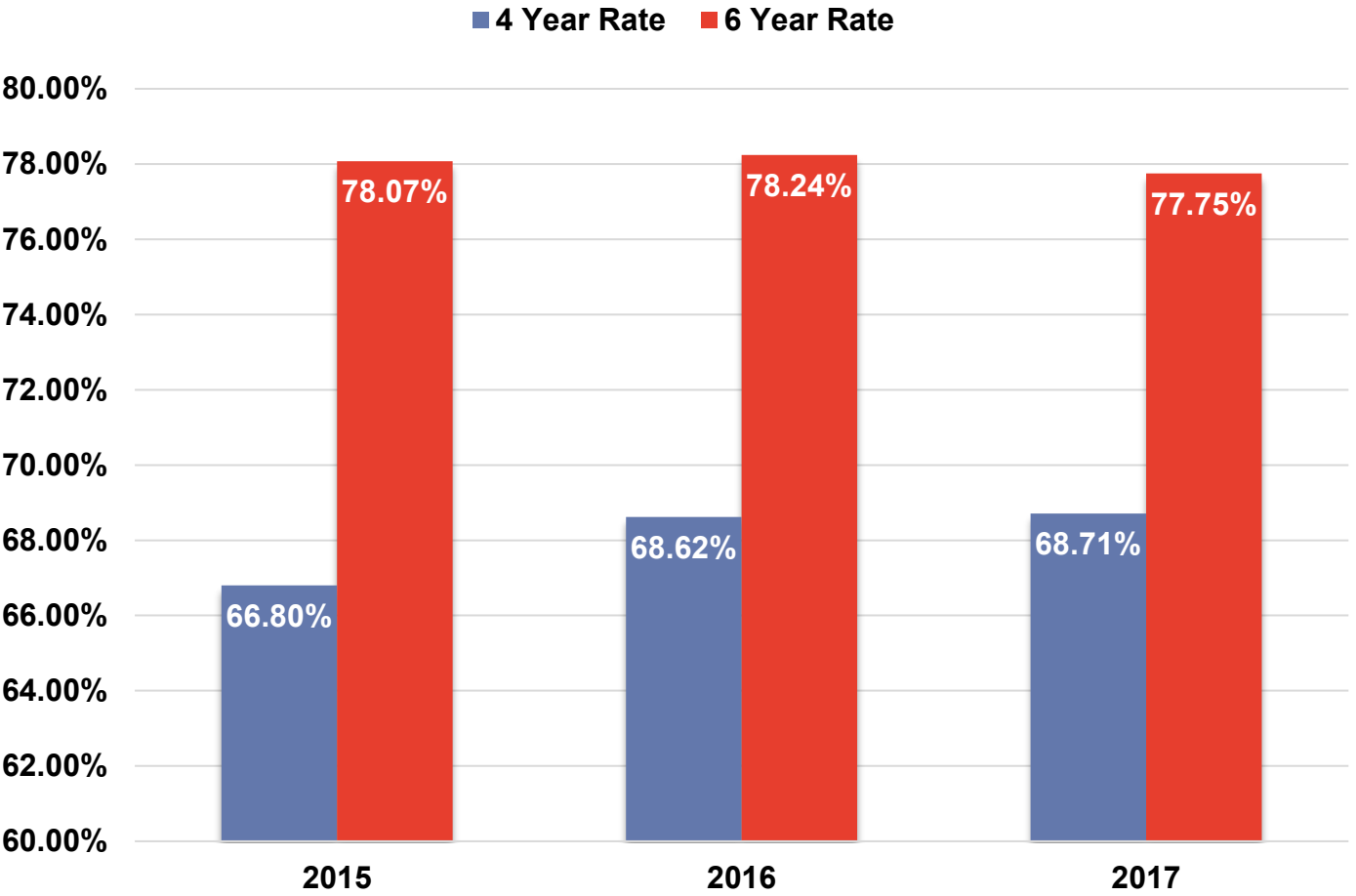


434,581 # of Alumni  
283,515 # of Alumni in SC

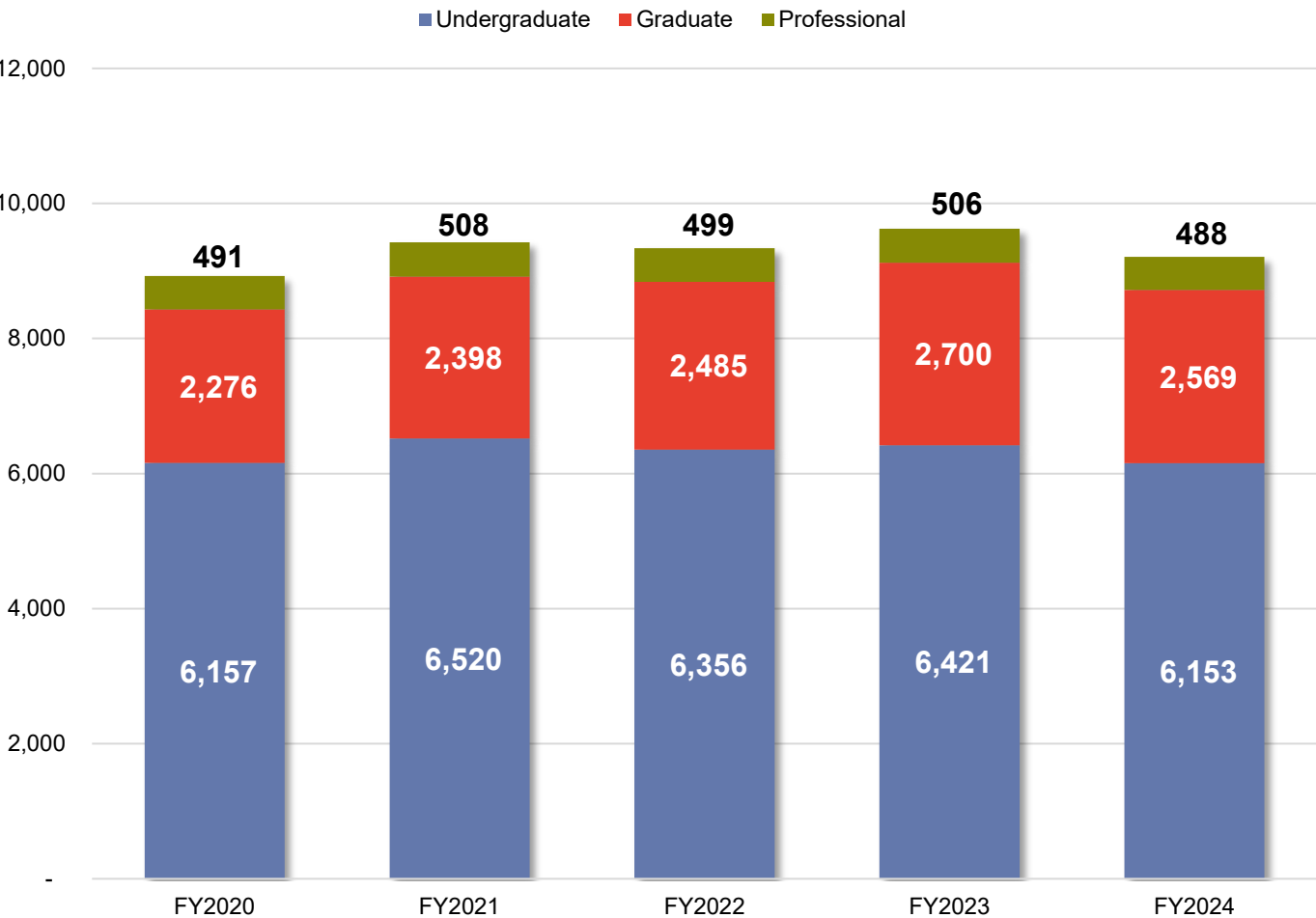


UNIVERSITY OF  
**South Carolina**

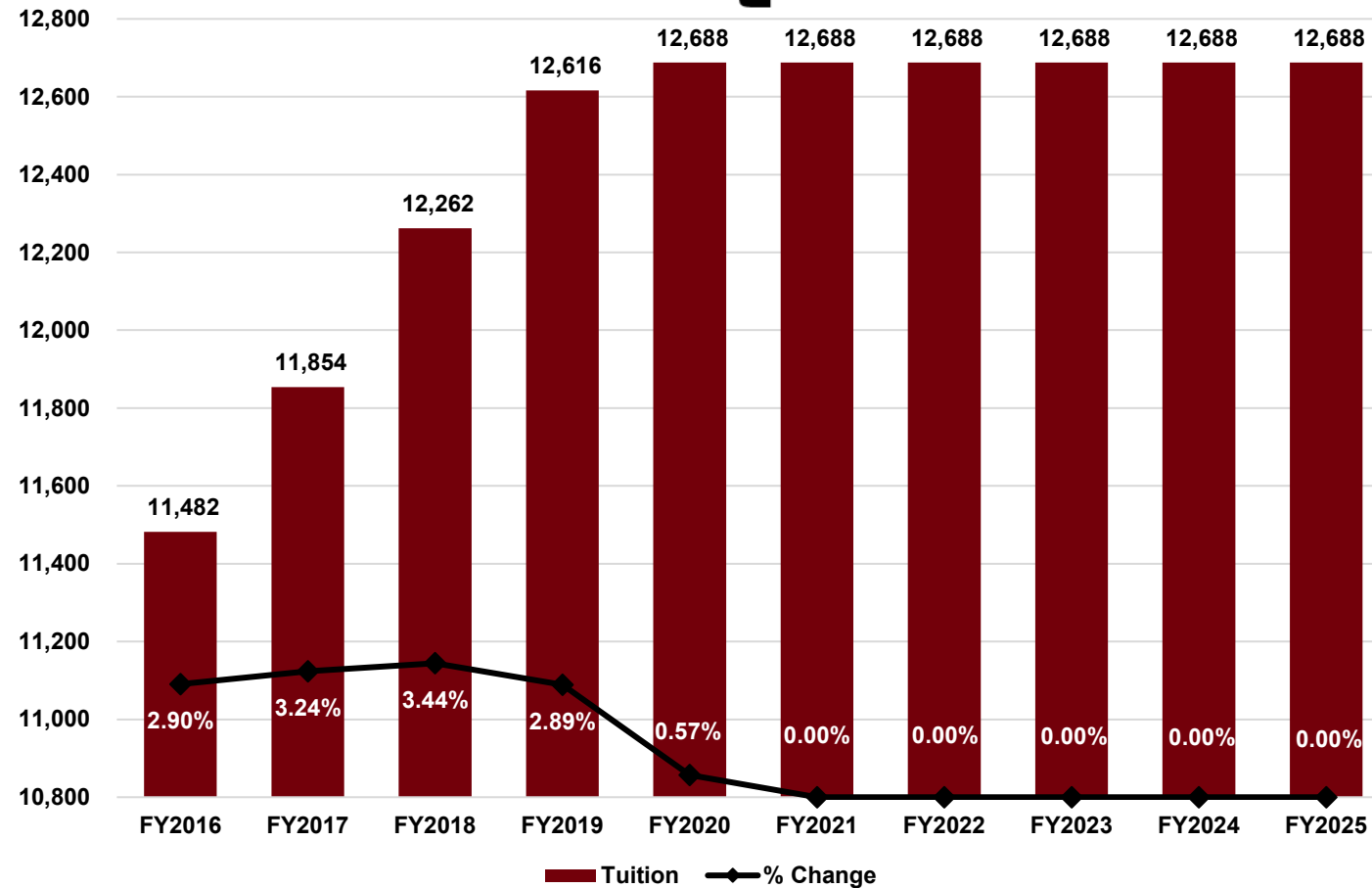
# COLUMBIA GRADUATION RATE



# COLUMBIA DEGREES AWARDED



# COLUMBIA IN-STATE UNDERGRADUATE TUITION & REQUIRED FEES



# COLUMBIA

## RESIDENT UNDERGRADUATE TUITION & FEES PER SEMESTER

	2023-2024	\$ Change	2024-2025
<b>Resident Undergraduate Tuition</b>			
Educational & General	\$ 5,262.50	-	\$ 5,262.50
Institution Bond Service	319.50	-	319.50
Maintenance Reserve	40.00	-	40.00
Transportation Fee	28.00	-	28.00
Wellness Center	105.00	-	105.00
Student Activities	87.00	-	87.00
Health Services	190.00	-	190.00
Computer Fee	40.00	-	40.00
Student Union	15.00	-	15.00
Student Recreation	5.00	-	5.00
Athletics Activity	52.00	-	52.00
Total Resident Undergraduate Tuition	\$ 6,144.00	-	\$ 6,144.00
Technology Fee	200.00	-	200.00
<b>Total Required Tuition and Fees</b>	<b>\$ 6,344.00</b>	<b>\$ -</b>	<b>\$ 6,344.00</b>



# COLUMBIA

## NON-RESIDENT UNDERGRADUATE TUITION & FEES PER SEMESTER

	2023-2024	\$ Change	2024-2025
<b>Non-Resident Undergraduate Tuition</b>			
Educational & General	\$ 15,889.50	682.00	\$ 16,571.50
Institution Bond Service	815.50	-	815.50
Maintenance Reserve	40.00	-	40.00
Transportation Fee	28.00	-	28.00
Wellness Center	105.00	-	105.00
Student Activities	87.00	-	87.00
Health Services	190.00	-	190.00
Computer Fee	40.00	-	40.00
Student Union	15.00	-	15.00
Student Recreation	5.00	-	5.00
Athletics Activity	52.00	-	52.00
Total Resident Undergraduate Tuition	\$ 17,267.00	682.00	\$ 17,949.00
Technology Fee	200.00	-	200.00
<b>Total Required Tuition and Fees</b>	<b>\$ 17,467.00</b>	<b>\$ 682.00</b>	<b>\$ 18,149.00</b>





# COLUMBIA

## REQUIRED TUITION & FEES PER SEMESTER FOR FULL-TIME STUDENTS

	2023-2024	\$ Change	2024-2025
<b>Columbia</b>			
<b>Undergraduate</b>			
Resident	\$ 6,344.00	-	\$ 6,344.00
Non-Resident	17,467.00	682.00	18,149.00
<b>Graduate</b>			
Resident	7,067.00	-	7,067.00
Non-Resident	15,080.00	-	15,080.00
<b>Law</b>			
Resident	10,361.00	-	10,361.00
Non-Resident	19,250.00	-	19,250.00
<b>Medical School - Columbia and Greenville Campuses</b>			
Resident	\$ 21,744.00	-	\$ 21,744.00
Non-Resident	43,875.00	-	43,875.00

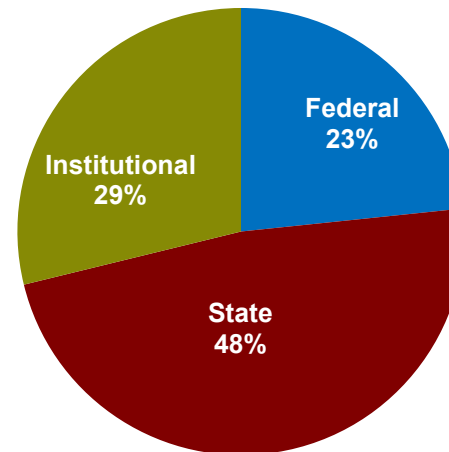
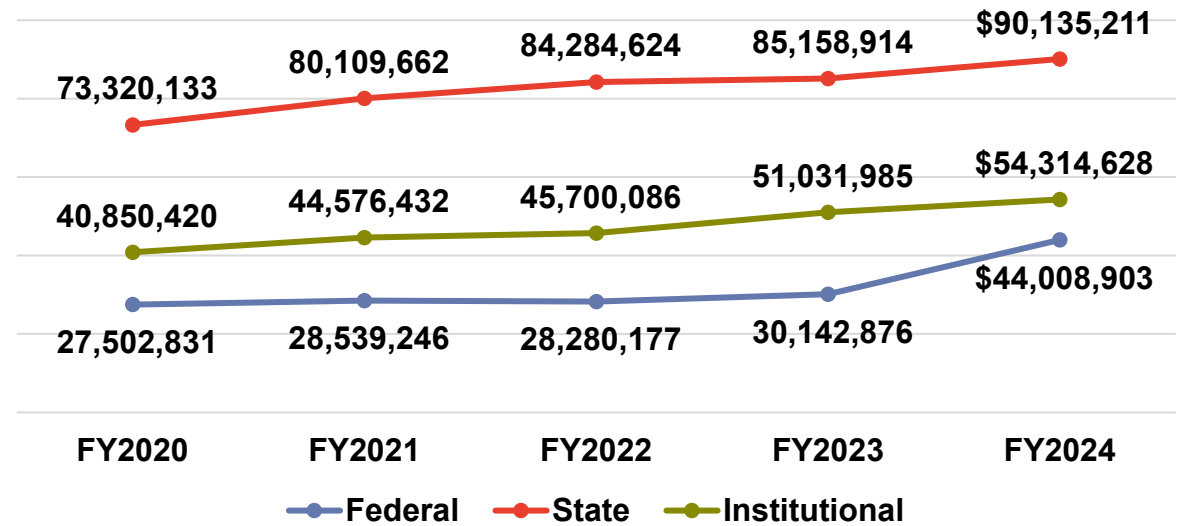
# COLUMBIA FY2024 SCHOLARSHIPS AND GRANTS

Federal	# Students	FY2024
Pell Grant	6,774	\$ 41,841,464
SEOG Grant	967	1,925,104
Other (TEACH Grant)	68	242,335
<b>Federal Totals</b>	<b>7,809</b>	<b>\$ 44,008,903</b>

State	# Students	FY2024
LIFE Scholarship	9,145	\$ 51,568,966
LIFE Scholarship Enhancement	285	712,500
Palmetto Fellows Scholarship	2,549	21,129,152
Palmetto Fellows Scholarship Enhancement	45	112,500
HOPE Scholarship	603	1,681,400
SC Need Based Grant	3,921	13,444,075
National Guard Grant	131	703,250
SC Teaching Fellows	138	783,368
<b>State Totals</b>	<b>16,817</b>	<b>\$ 90,135,211</b>

Institutional	# Students	FY2024
General University Scholarships	1,626	\$ 3,506,570
University Need Based Grants	1,941	13,961,110
Departmental Scholarships	7,543	24,910,054
Athletic Grants-in-Aid	2,197	11,936,894
<b>Institutional Totals</b>	<b>13,307</b>	<b>\$ 54,314,628</b>

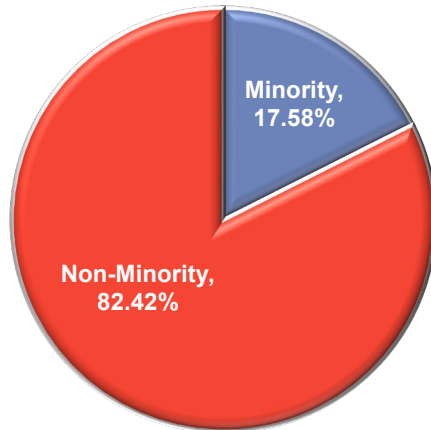
<b>Total Scholarship and Grant Aid</b>	<b>\$188,458,742</b>
--	----------------------



UNIVERSITY OF  
**South Carolina**

# COLUMBIA MINORITY OVERVIEW

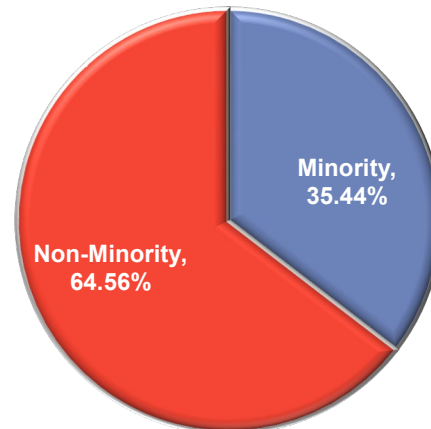
## Administration



### ADMINISTRATION

Total Administration	91
Number Minority	16
% Minority	17.58%

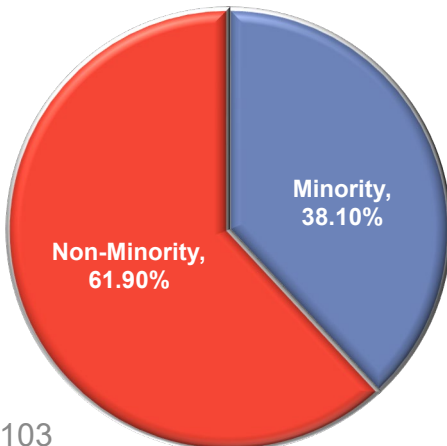
## FTEs



### FTEs

Total FTEs	7,450
Number Minority	2,640
% Minority	35.44%

## Employees



### EMPLOYEES

All Employees	10,335
Number Minority	3,938
% Minority	38.10%



# COLUMBIA

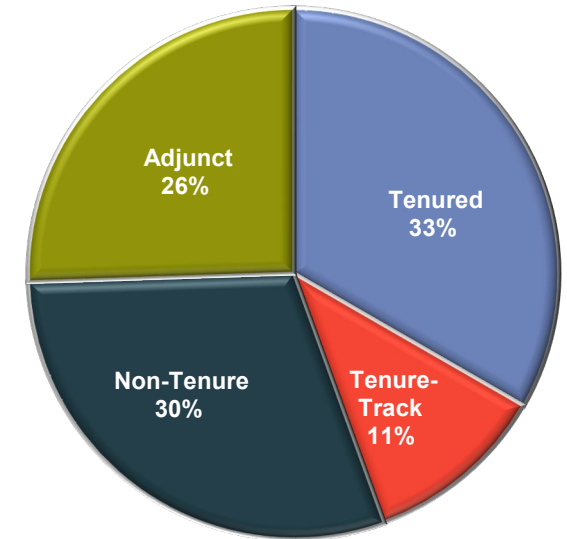
## FACULTY-STUDENT RATIO

College	Ratio
Arnold School of Public Health	1:20
College of Arts & Sciences	1:14
College of Education	1:10
College of Engr & Computing	1:21
College of Hospitality, Retail, & Sport Mgmt	1:34
College of Information & Communications	1:29
College of Nursing	1:18
College of Pharmacy	1:12
College of Social Work	1:09
Darla Moore School of Business	1:34
School of Law	1:10
School of Medicine Columbia	1:04
School of Medicine Greenville	1:18
School of Music	1:07



# COLUMBIA TENURED VS. NON-TENURED FACULTY OVERVIEW

College	Tenured	Tenure-Track	Non-Tenure	Adjunct	Total
Arnold School of Public Health	63	36	61	32	192
College of Arts & Sciences	354	109	213	170	846
College of Education	58	12	47	62	179
College of Engr & Computing	103	21	47	24	195
College of Hospitality, Retail, & Sport Mgmt	32	10	34	24	100
College of Information & Communications	25	11	33	23	92
College of Nursing	14	16	45	85	160
College of Pharmacy	16	9	32	12	69
College of Social Work	13	4	15	28	60
Darla Moore School of Business	77	30	76	37	220
School of Law	30	5	14	55	104
School of Medicine Columbia	30	12	132	44	218
School of Medicine Greenville	3	-	20	1	24
School of Music	36	15	6	21	78
South Carolina Honors College	1	-	2	13	16
Other	12	-	4	33	49
<b>Overall Institution</b>	<b>867</b>	<b>290</b>	<b>781</b>	<b>664</b>	<b>2,602</b>



# COLUMBIA 4% FEE WAIVER

## 4% Fee Waiver - FY25 (including Summer Credit Hours)

### Tuition

FY24 Undergrad Tuition (incl mandatory tech fee)	6,344.00
--	----------

### 4% Fee Waiver Calculation

Fall 2024 Undergraduate Credit Hrs (actual)	453,326
---	---------

Fall FTE	37,777
----------	--------

Multiplied by Net Tuition Less Bond	\$6,344
-------------------------------------	---------

"Gross Equivalent" Fall Tuition	\$239,658,345
---------------------------------	---------------

<b>Fall 4% Waiver (Undergraduate)</b>	<b>\$9,586,334</b>
---------------------------------------	--------------------

Spring 2025 Undergraduate Credit Hrs (estimated)	427,427
--	---------

Spring FTE	35,619
------------	--------

Multiplied by Net Tuition Less Bond	\$6,344
-------------------------------------	---------

"Gross Equivalent" Spring Tuition	\$225,966,407
-----------------------------------	---------------

<b>Estimated Spring 4% Waiver (Undergraduate)</b>	<b>\$9,038,656</b>
---	--------------------

Summer 2025 Undergraduate Credit Hrs (estimated)	48,962
--	--------

Summer FTE	4,080
------------	-------

Multiplied by Net Tuition Less Bond	\$6,344
-------------------------------------	---------

"Gross Equivalent" Summer Tuition	\$25,884,577
-----------------------------------	--------------

<b>Estimated Summer 4% Waiver (Undergraduate)</b>	<b>\$1,035,383</b>
---	--------------------

<b>Estimated FY25 4% Fee Waiver (Undergraduate)</b>	<b>\$19,660,373</b>
---	---------------------

FY24 4% Fee Waiver (Undergraduate)	\$18,575,274
------------------------------------	--------------

<b>Increase/(decrease) from PY</b>	<b>\$1,085,099</b>
------------------------------------	--------------------



# COLUMBIA

## FEE WAIVERS & ABATEMENTS

	FY2022			FY2023			FY2024		
Class	# Students	Non-Resident	Resident	# Students	Non-Resident	Resident	# Students	Non-Resident	Resident
<b>4% Fee Waivers</b>									
Freshmen	439	432	7	232	228	4	192	190	2
Sophomore	1,116	1,108	8	1,079	1,076	3	1,246	1,237	9
Junior	1,581	1,571	10	1,227	1,222	5	1,340	1,334	6
Senior	3,351	3,328	23	3,657	3,635	22	2,860	2,847	13
Other	96	94	2	94	94	-	71	69	2
<b>Total</b>	<b>6,583</b>	<b>6,533</b>	<b>50</b>	<b>6,289</b>	<b>6,255</b>	<b>34</b>	<b>5,709</b>	<b>5,677</b>	<b>32</b>
<b>Abatements - Full</b>									
Freshmen	881	10	871	2,010	10	2,000	818	4	814
Sophomore	938	1	937	1,150	-	1,150	744	-	744
Junior	936	1	935	847	1	846	685	-	685
Senior	2,010	-	2,010	1,365	-	1,365	843	1	842
Other	2,519	381	2,138	2,525	359	2,166	2,466	334	2,132
<b>Total</b>	<b>7,284</b>	<b>393</b>	<b>6,891</b>	<b>7,897</b>	<b>370</b>	<b>7,527</b>	<b>5,556</b>	<b>339</b>	<b>5,217</b>
<b>Abatements - Partial</b>									
Freshmen	743	-	743	573	-	573	1,629	-	1,629
Sophomore	661	-	661	833	-	833	1,499	-	1,499
Junior	524	-	524	514	-	514	1,164	-	1,164
Senior	784	-	784	661	-	661	948	-	948
Other	284	-	284	249	-	249	303	-	303
<b>Total</b>	<b>2,996</b>	<b>-</b>	<b>2,996</b>	<b>2,830</b>	<b>-</b>	<b>2,830</b>	<b>5,543</b>	<b>-</b>	<b>5,543</b>





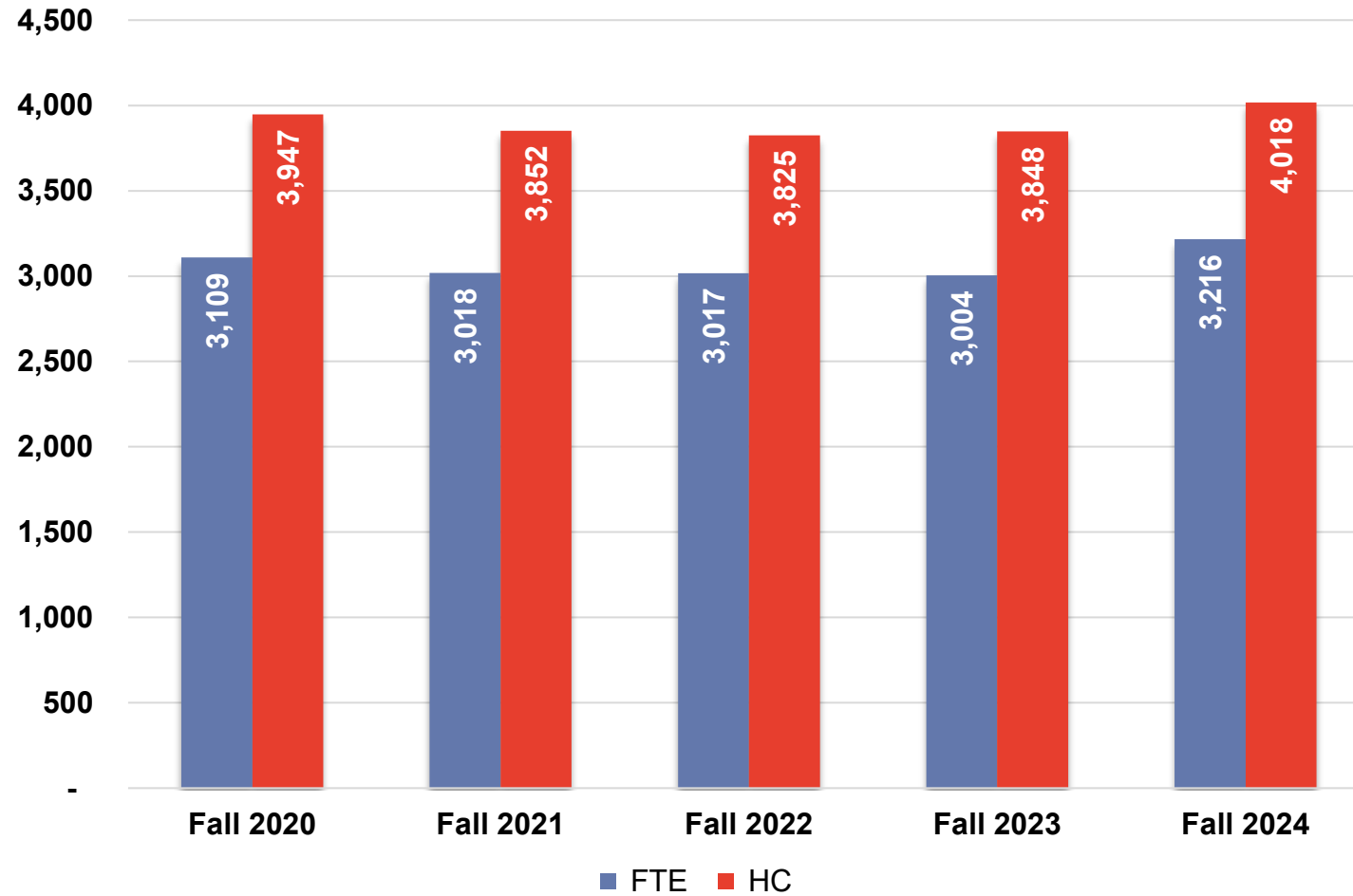


UNIVERSITY OF  
**South Carolina**  
AIKEN

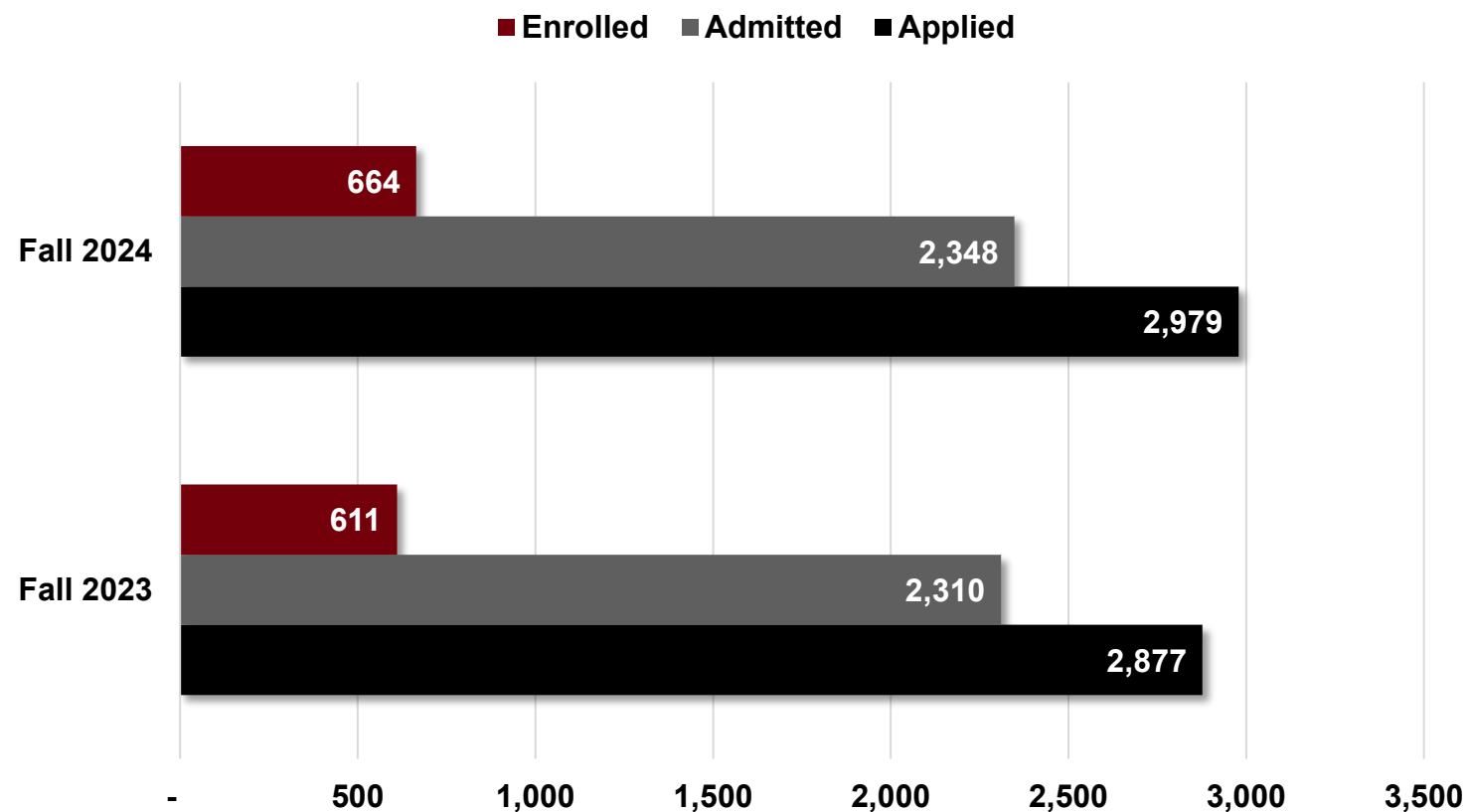




# AIKEN ENROLLMENT

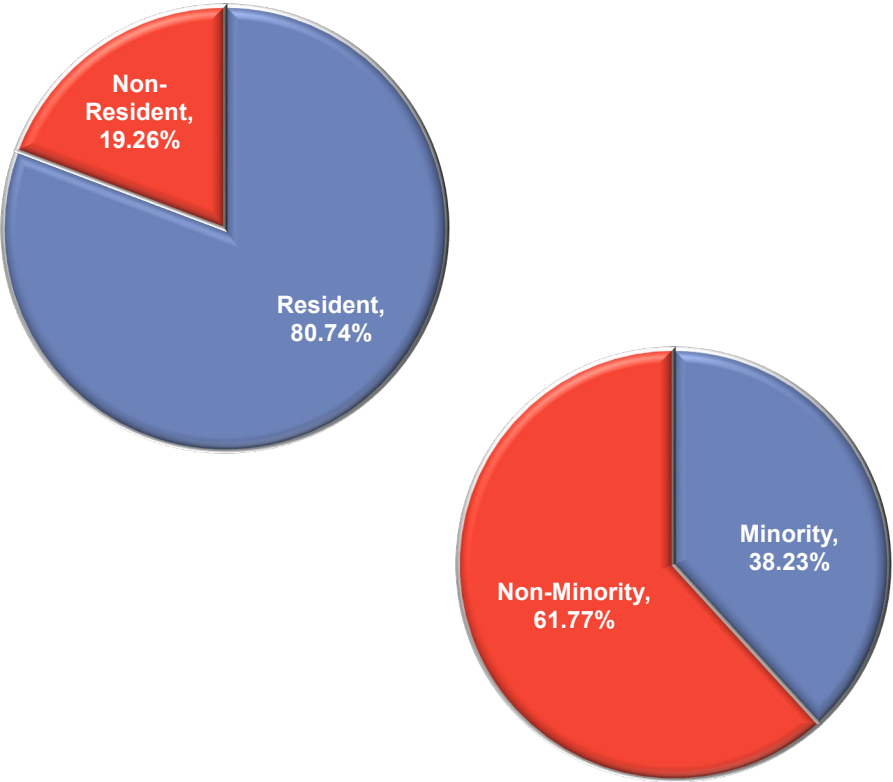


# AIKEN ENROLLMENT SUMMARY

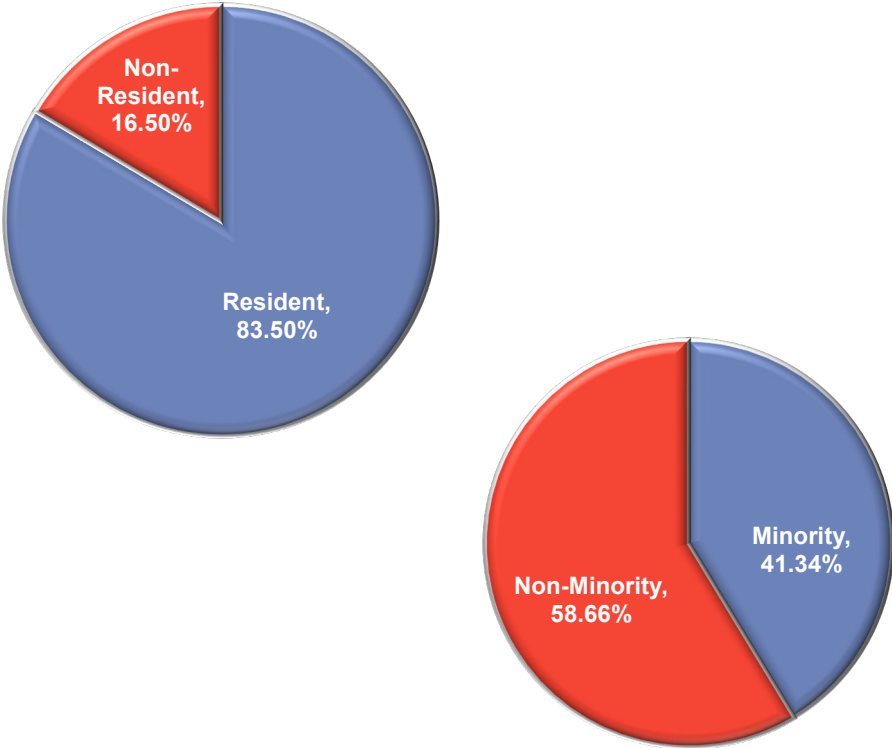


# AIKEN ENROLLMENT SUMMARY

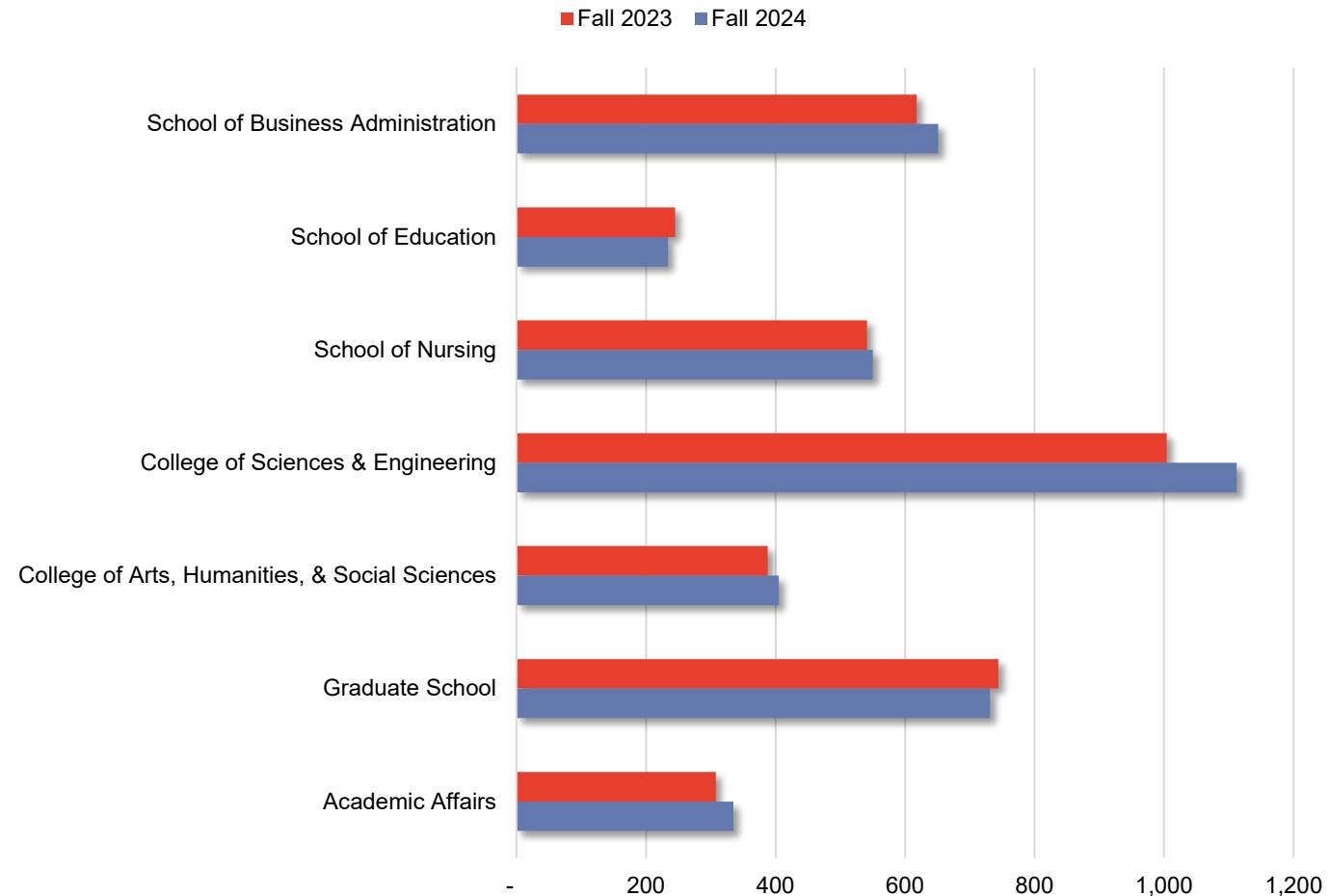
Fall 2023



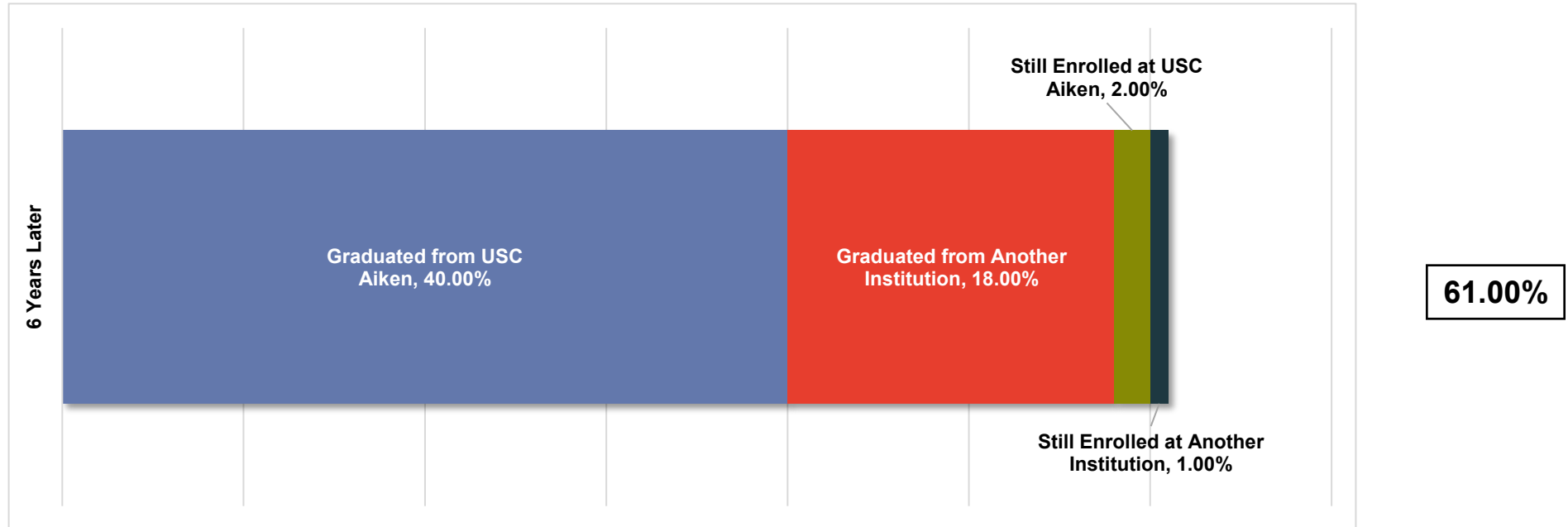
Fall 2024



# AIKEN ENROLLMENT BY COLLEGE



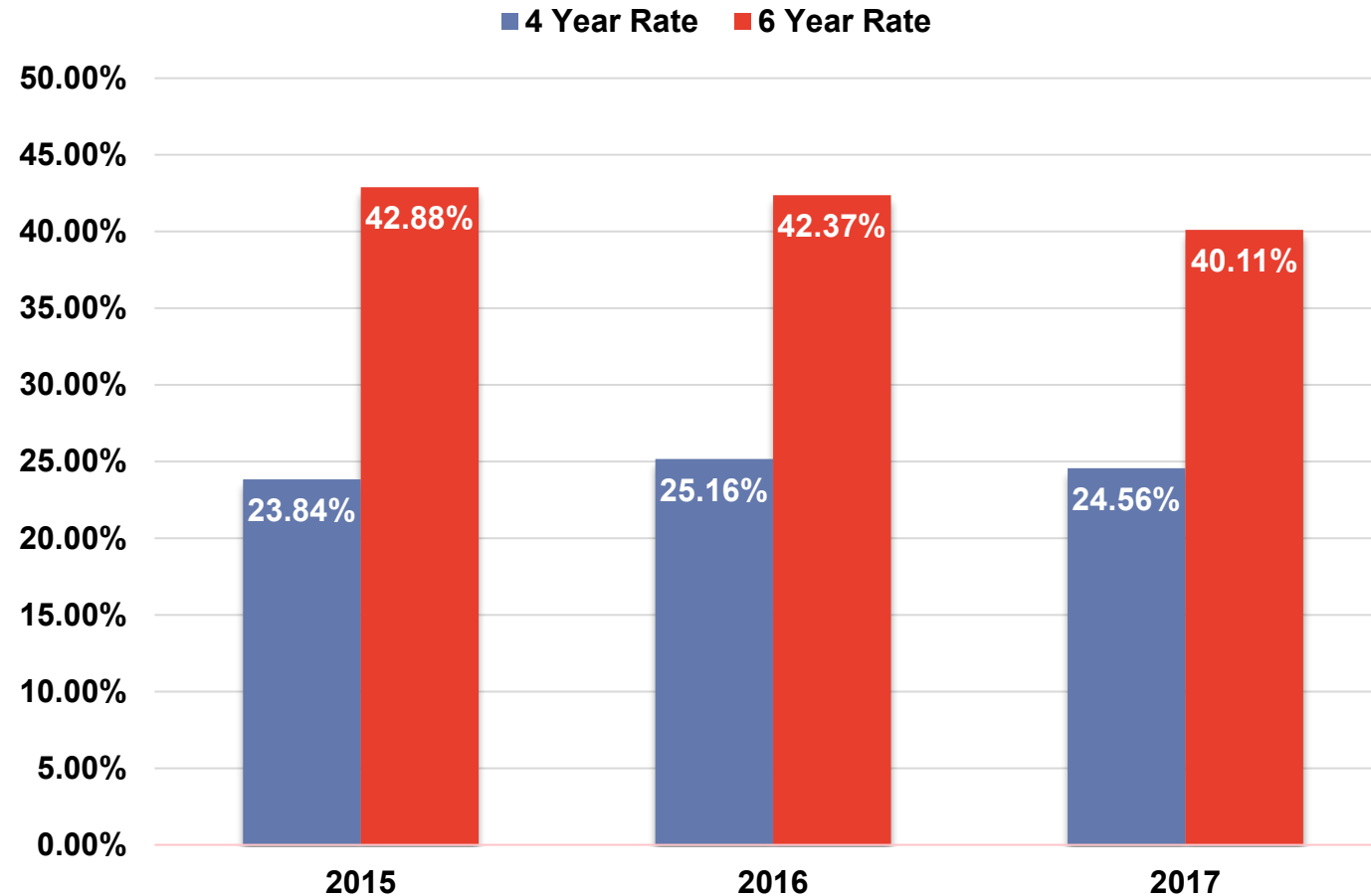
# AIKEN SUCCESS RATE



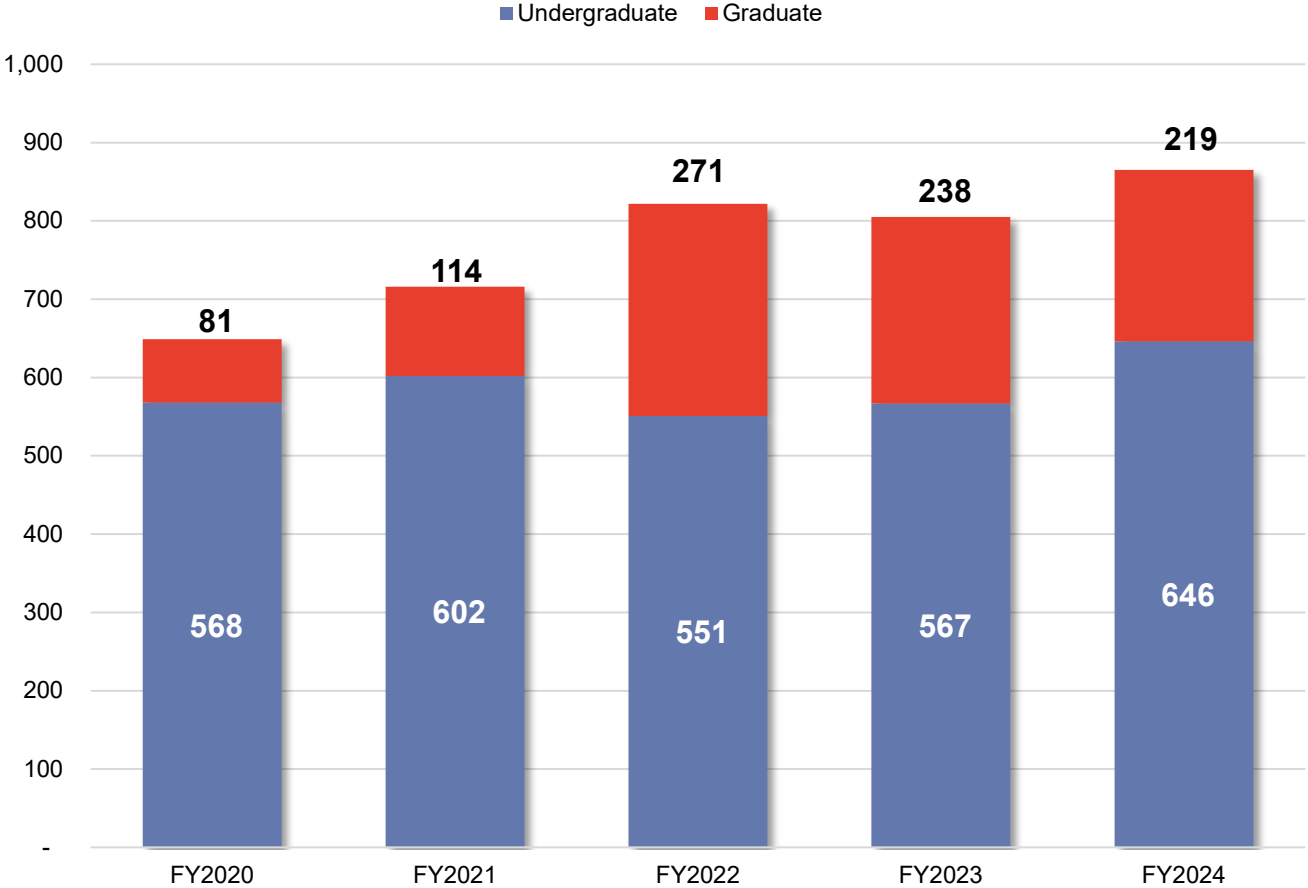
20,315 # of Alumni  
14,762 # of Alumni in SC



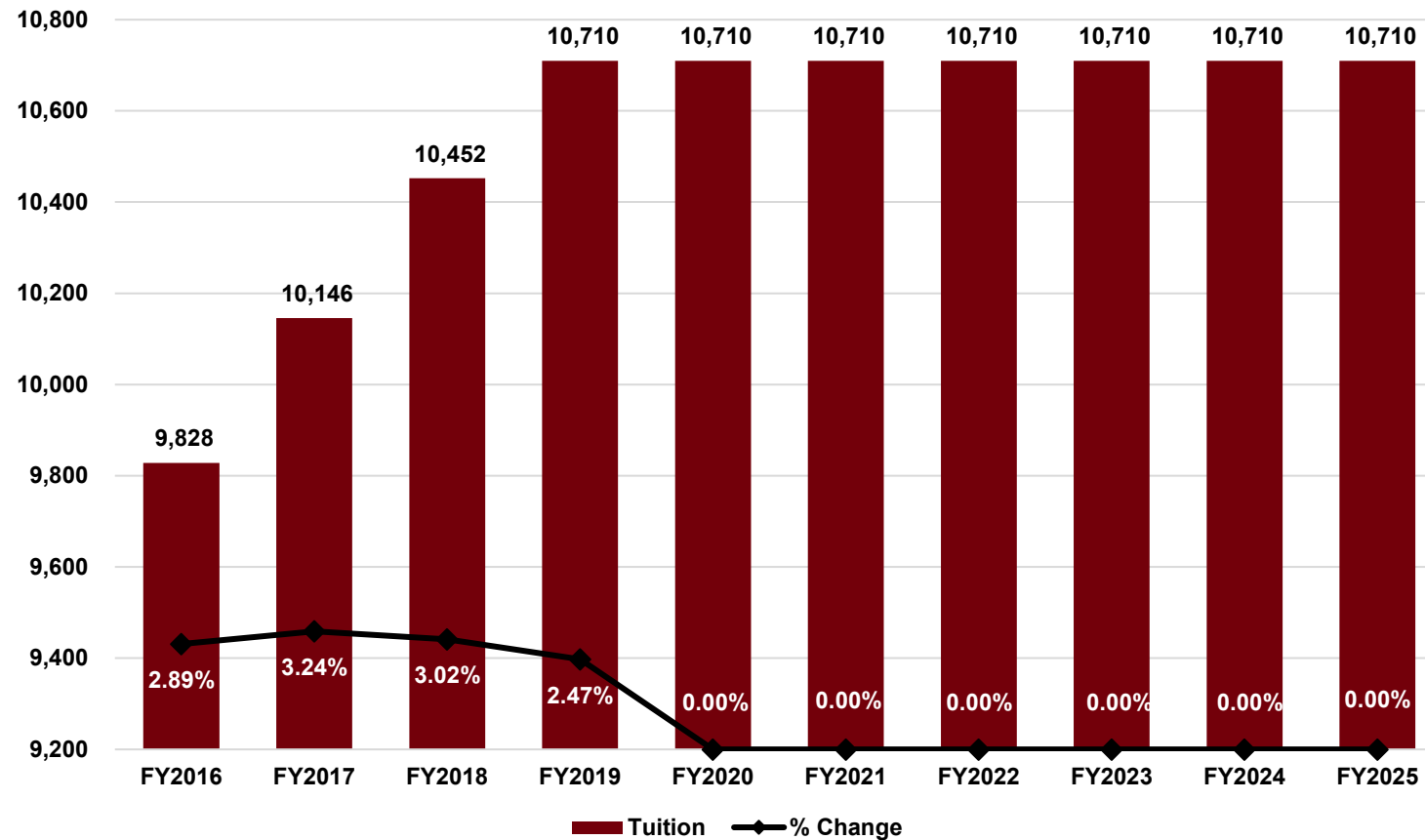
# AIKEN GRADUATION RATE



# AIKEN DEGREES AWARDED



# AIKEN IN-STATE UNDERGRADUATE TUITION & REQUIRED FEES





# AIKEN

## UNDERGRADUATE TUITION & FEES PER SEMESTER

	2023-2024	\$ Change	2024-2025
USC Aiken			
<b>Resident Undergraduate Tuition</b>			
Educational & General	\$ 4,654.00	-	\$ 4,654.00
Institutional Bond	166.00	-	166.00
Campus Activity	32.00	-	32.00
Student Health	42.00	-	42.00
Campus Media	5.00	-	5.00
Renovation Reserve	12.00	-	12.00
Athletics Activity	288.00	-	288.00
Total Resident Undergraduate Tuition	\$ 5,199.00	-	\$ 5,199.00
Technology Fee	156.00	-	156.00
<b>Total Required Tuition and Fees</b>	<b>\$ 5,355.00</b>	<b>-</b>	<b>\$ 5,355.00</b>
<b>Non-Resident Undergraduate Tuition</b>			
Educational & General	\$ 9,883.00	-	\$ 9,883.00
Institutional Bond	166.00	-	166.00
Campus Activity	32.00	-	32.00
Student Health	42.00	-	42.00
Campus Media	5.00	-	5.00
Renovation Reserve	12.00	-	12.00
Athletics Activity	288.00	-	288.00
Total Resident Undergraduate Tuition	\$ 10,428.00	-	\$ 10,428.00
Technology Fee	156.00	-	156.00
<b>Total Required Tuition and Fees</b>	<b>\$ 10,584.00</b>	<b>-</b>	<b>\$ 10,584.00</b>



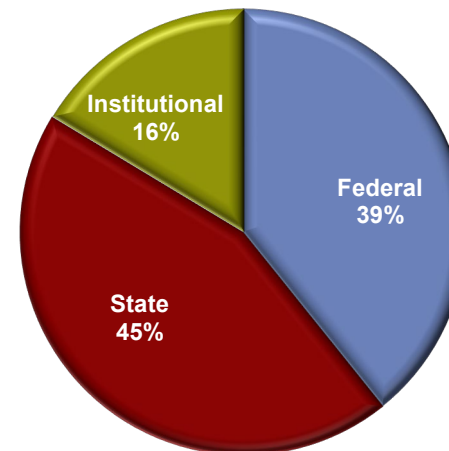
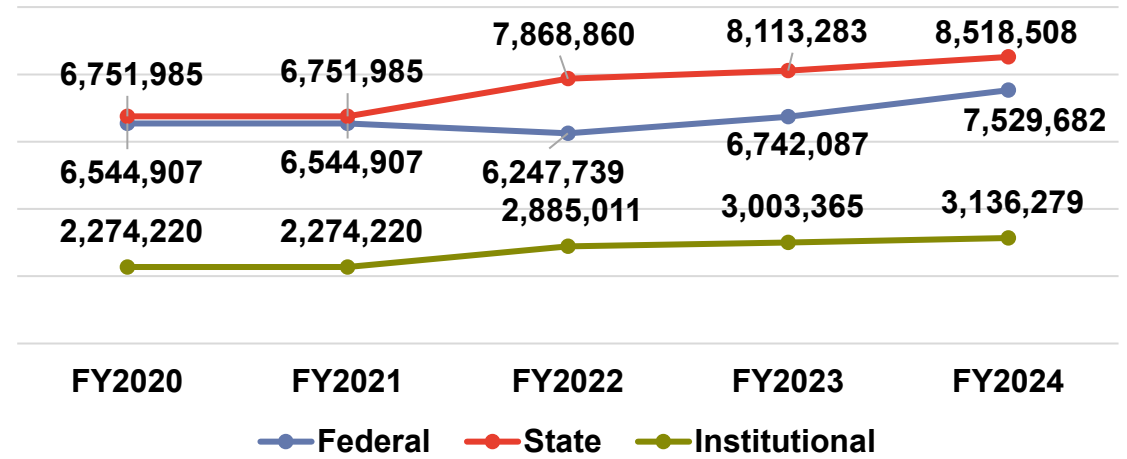
# AIKEN FY2024 SCHOLARSHIPS AND GRANTS

Federal	# Students	FY2024
Pell Grant	1,344	\$ 7,321,291
SEOG Grant	189	169,728
Other (TEACH Grant)	12	38,663
<b>Federal Totals</b>	<b>1,545</b>	<b>\$ 7,529,682</b>

State	# Students	FY2024
LIFE Scholarship	811	\$ 3,832,500
LIFE Scholarship Enhancement	209	508,750
Palmetto Fellows Scholarship	94	658,350
Palmetto Fellows Scholarship Enhancement	45	108,750
HOPE Scholarship	241	617,400
SC Need Based Grant	804	2,483,712
National Guard Grant	32	132,346
SC Teaching Fellows	31	176,700
<b>State Totals</b>	<b>2,267</b>	<b>\$ 8,518,508</b>

Institutional	# Students	FY2024
Internal Awards	1,070	\$ 3,136,279
<b>Institutional Totals</b>	<b>1,070</b>	<b>\$ 3,136,279</b>

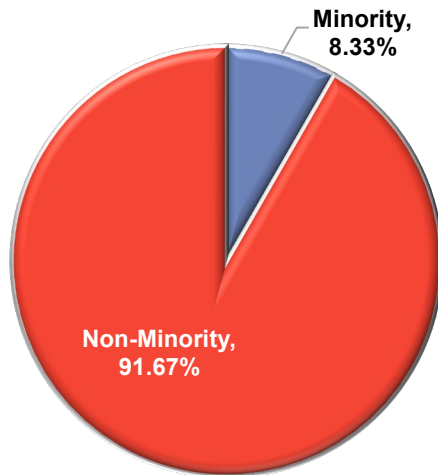
<b>Total Scholarship and Grant Aid</b>	<b>\$19,184,469</b>
--	---------------------



UNIVERSITY OF  
South Carolina

# AIKEN MINORITY OVERVIEW

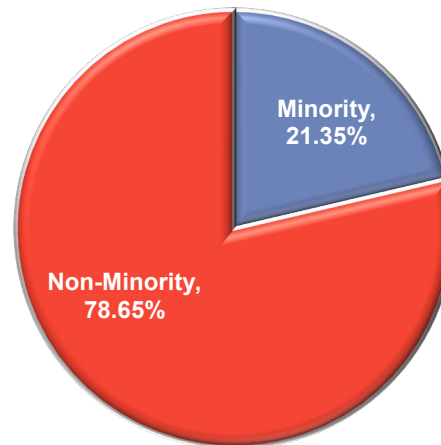
## Administration



## ADMINISTRATION

Total Administration	12
Number Minority	1
% Minority	8.33%

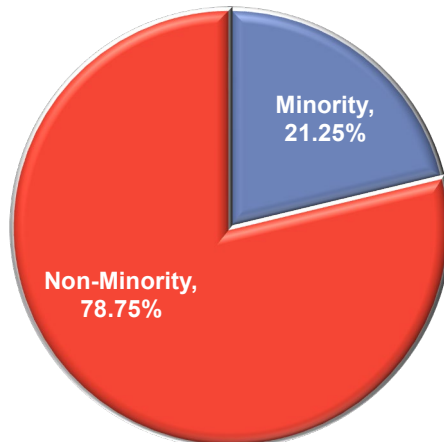
## FTEs



## FTEs

Total FTEs	445
Number Minority	95
% Minority	21.35%

## Employees



## EMPLOYEES

All Employees	593
Number Minority	126
% Minority	21.25%



# AIKEN

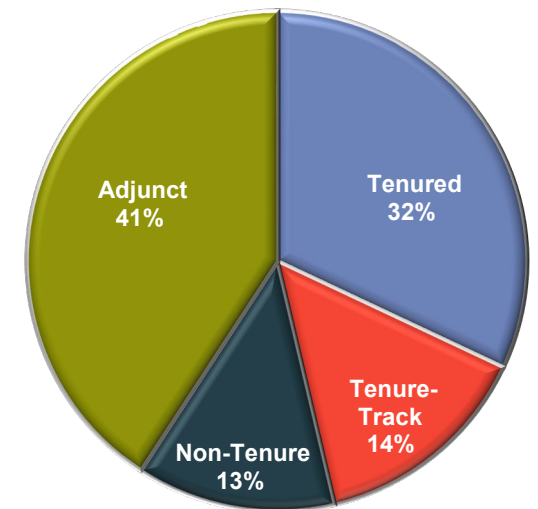
## FACULTY-STUDENT RATIO

College	Ratio
School of Business Administration	1:22
School of Education	1:14
School of Nursing	1:19
College of Sciences & Engineering	1:15
College of Arts, Humanities, & Social Sciences	1:06



# AIKEN TENURED VS. NON-TENURED FACULTY OVERVIEW

College	Tenured	Tenure-Track	Non-Tenure	Adjunct	Total
School of Business Administration	7	8	3	23	41
School of Education	6	2	1	18	27
School of Nursing	2	4	10	26	42
College of Sciences & Engineering	36	13	12	22	83
College of Arts, Humanities, & Social Sciences	36	12	9	22	79
Academic Affairs (Other)	-	-	-	-	-
<b>Overall Institution</b>	<b>87</b>	<b>39</b>	<b>35</b>	<b>111</b>	<b>272</b>



# AIKEN 4% FEE WAIVER

4% Fee Waiver	FY2024	FY2025
Fall	2022	2023
Spring	2023	2024
<b><u>Credit Hour Production (Undergraduates)</u></b>		
Fall	39,894	39,855
Spring	34,975	35,841
<b><u>Total Credit Hour Production</u></b>	74,869	75,696
Full-Time Fee Divisor	12	12
<b><u>Equivalent Number of Full Fees</u></b>	6,239	6,308
Full-Time Resident Tuition & Fees	\$ 5,199	\$ 5,199
Less: Bond Indebtedness Fee	166	166
<b><u>Equivalent Fees</u></b>	\$ 5,033	\$ 5,033
Total Equivalent Revenue	\$ 31,401,306	\$ 31,748,164
<b>4% Threshold - per policy</b>	\$ 1,256,052	\$ 1,269,927
<b>Actual Fee Waivers (Object 54522)</b>	\$ 972,488	\$ 803,198



# AIKEN

## FEE WAIVERS & ABATEMENTS

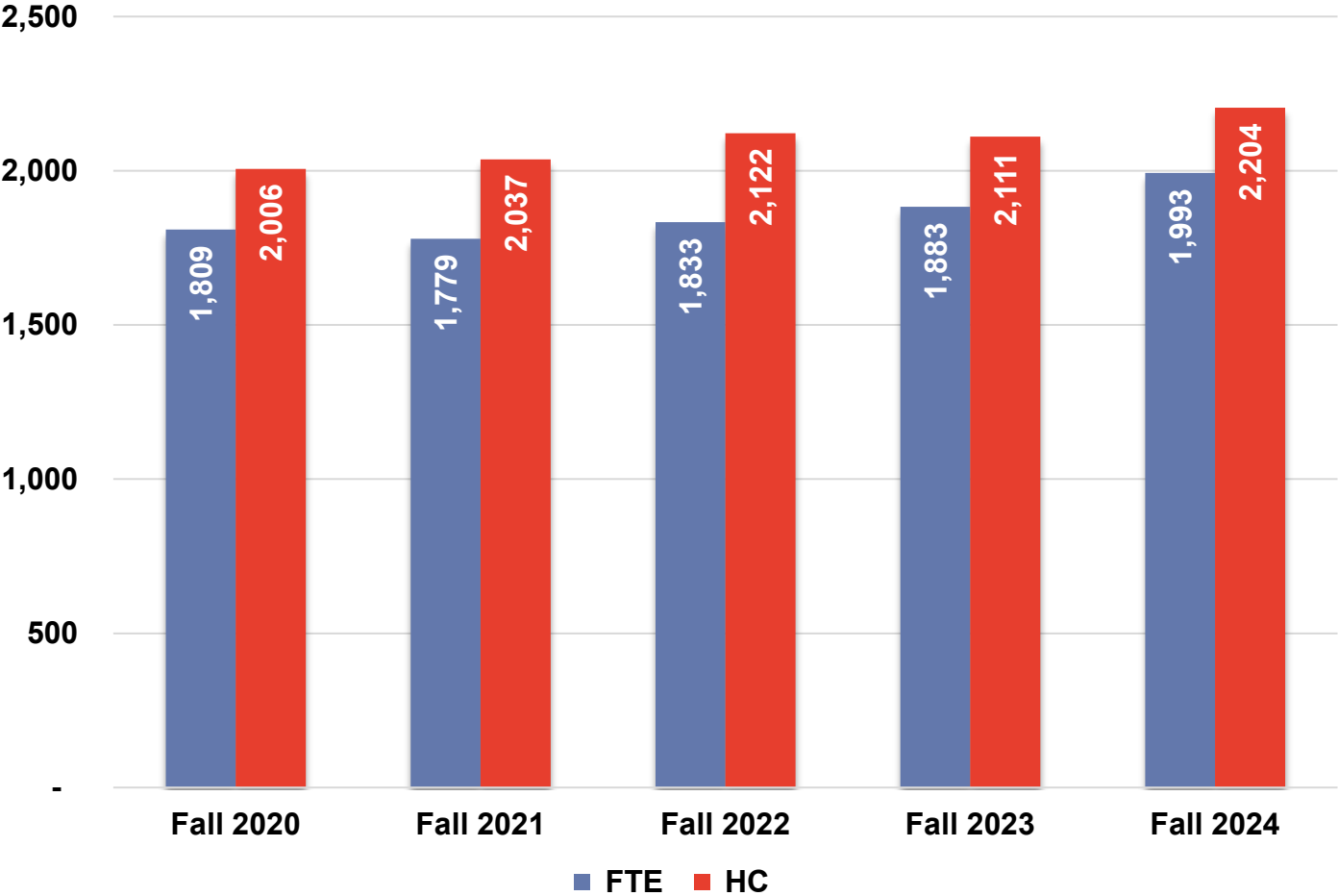
	FY2022			FY2023			FY2024		
Class	# Students	Non-Resident	Resident	# Students	Non-Resident	Resident	# Students	Non-Resident	Resident
<b>4% Fee Waivers</b>									
Freshmen	169	101	68	142	81	61	137	51	86
Sophomore	87	85	2	63	48	15	46	26	20
Junior	62	56	6	88	80	8	57	48	9
Senior	71	70	1	131	106	25	164	152	12
Other	-	-	-	-	-	-	-	-	-
<b>Total</b>	<b>389</b>	<b>312</b>	<b>77</b>	<b>424</b>	<b>315</b>	<b>109</b>	<b>404</b>	<b>277</b>	<b>127</b>
<b>Abatements - Full</b>									
Freshmen	48	-	48	53	-	53	66	-	66
Sophomore	31	1	30	33	-	33	31	-	31
Junior	53	-	53	50	1	49	42	-	42
Senior	104	-	104	69	-	69	55	-	55
Other	40	23	17	39	21	18	27	10	17
<b>Total</b>	<b>276</b>	<b>24</b>	<b>252</b>	<b>244</b>	<b>22</b>	<b>222</b>	<b>221</b>	<b>10</b>	<b>211</b>
<b>Abatements - Partial</b>									
Freshmen	12	-	12	24	-	24	28	-	28
Sophomore	14	-	14	15	-	15	16	-	16
Junior	23	-	23	19	-	19	21	-	21
Senior	25	-	25	26	-	26	19	-	19
Other	-	-	-	-	-	-	-	-	-
<b>Total</b>	<b>74</b>	<b>-</b>	<b>74</b>	<b>84</b>	<b>-</b>	<b>84</b>	<b>84</b>	<b>-</b>	<b>84</b>



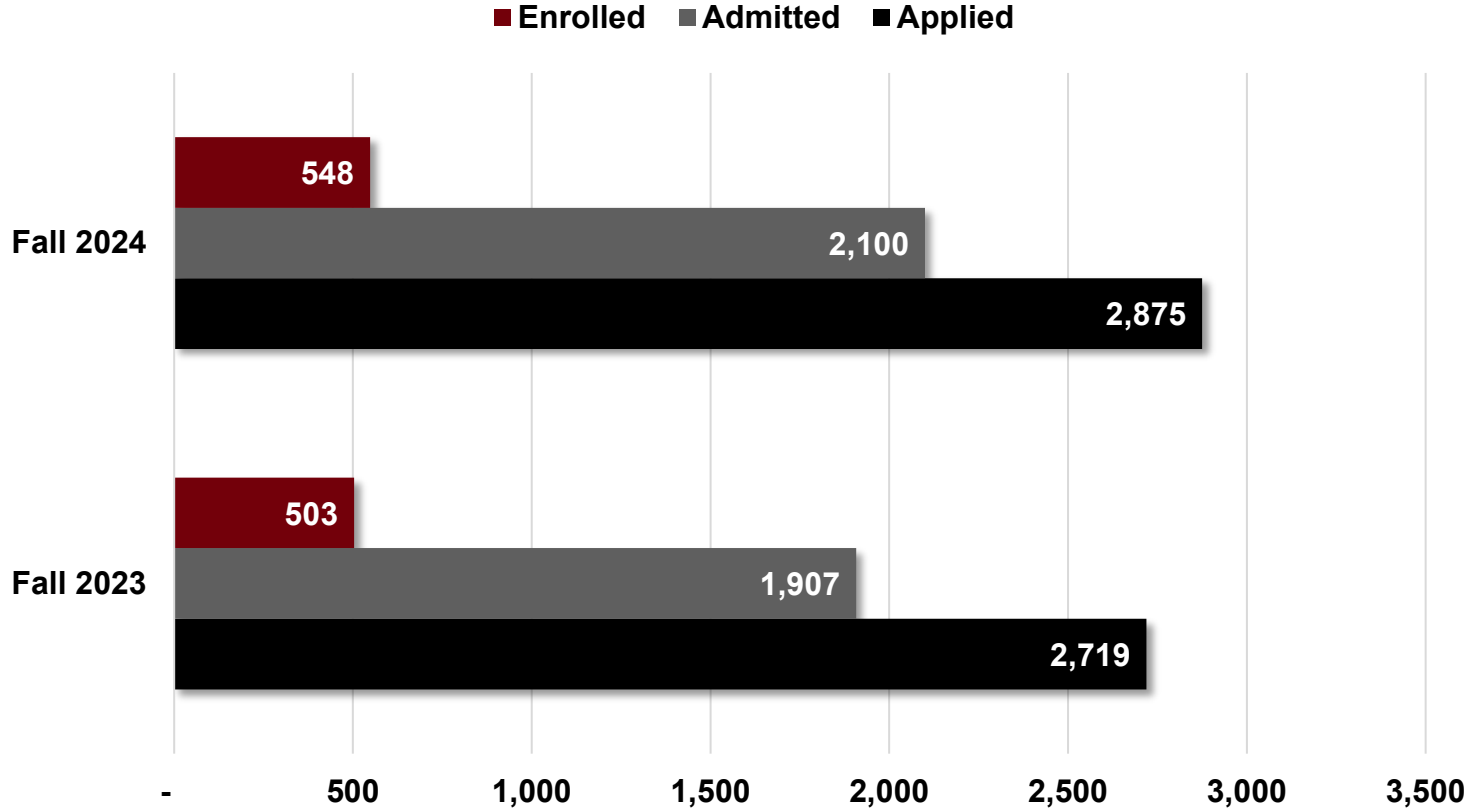




# BEAUFORT ENROLLMENT

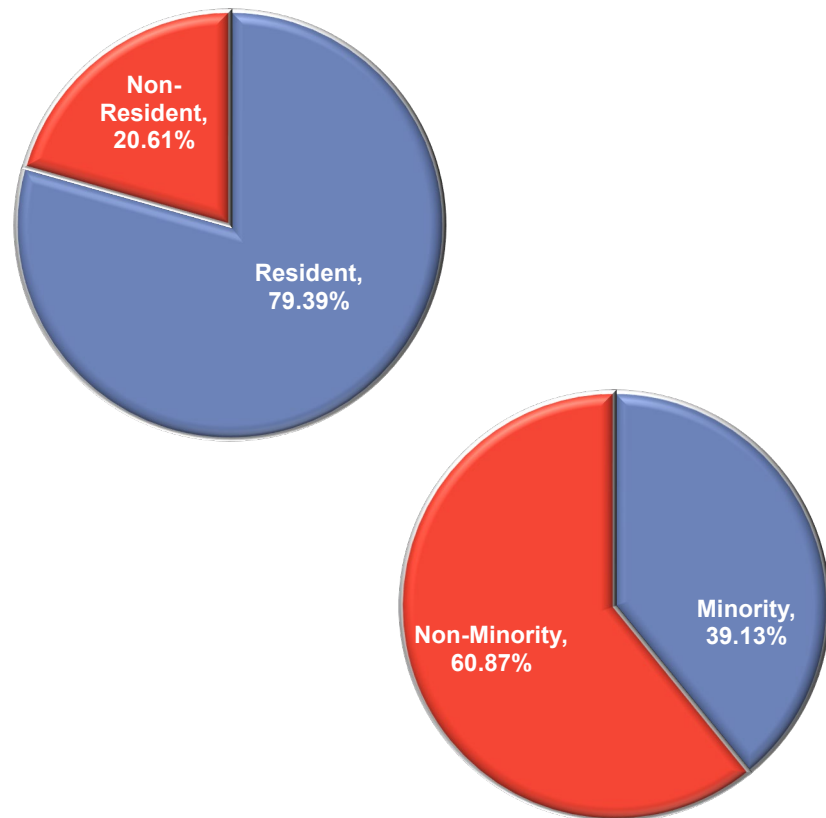


# BEAUFORT ENROLLMENT SUMMARY

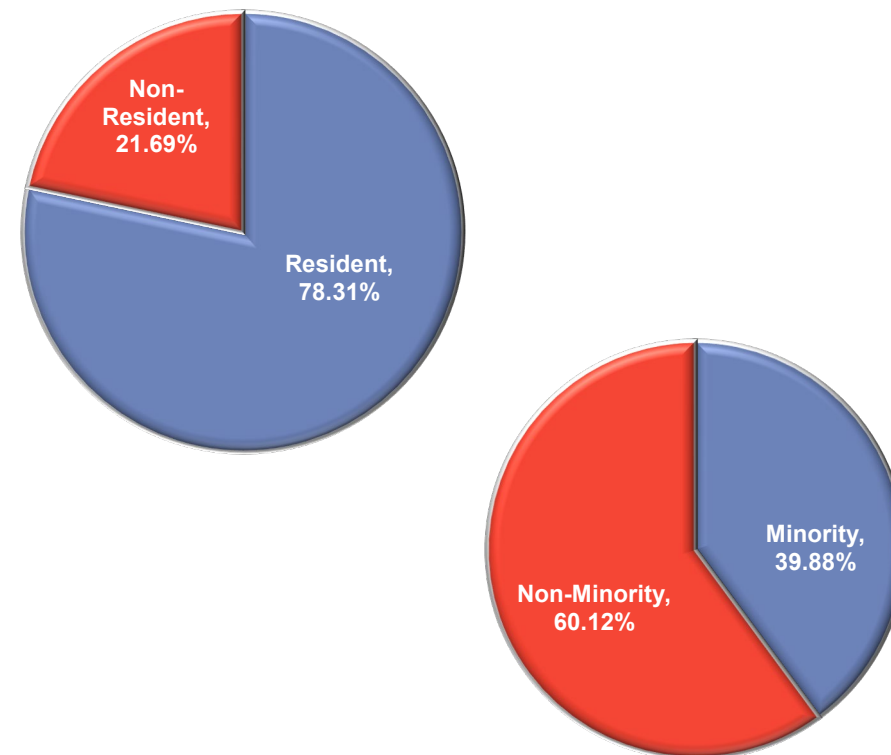


# BEAUFORT ENROLLMENT SUMMARY

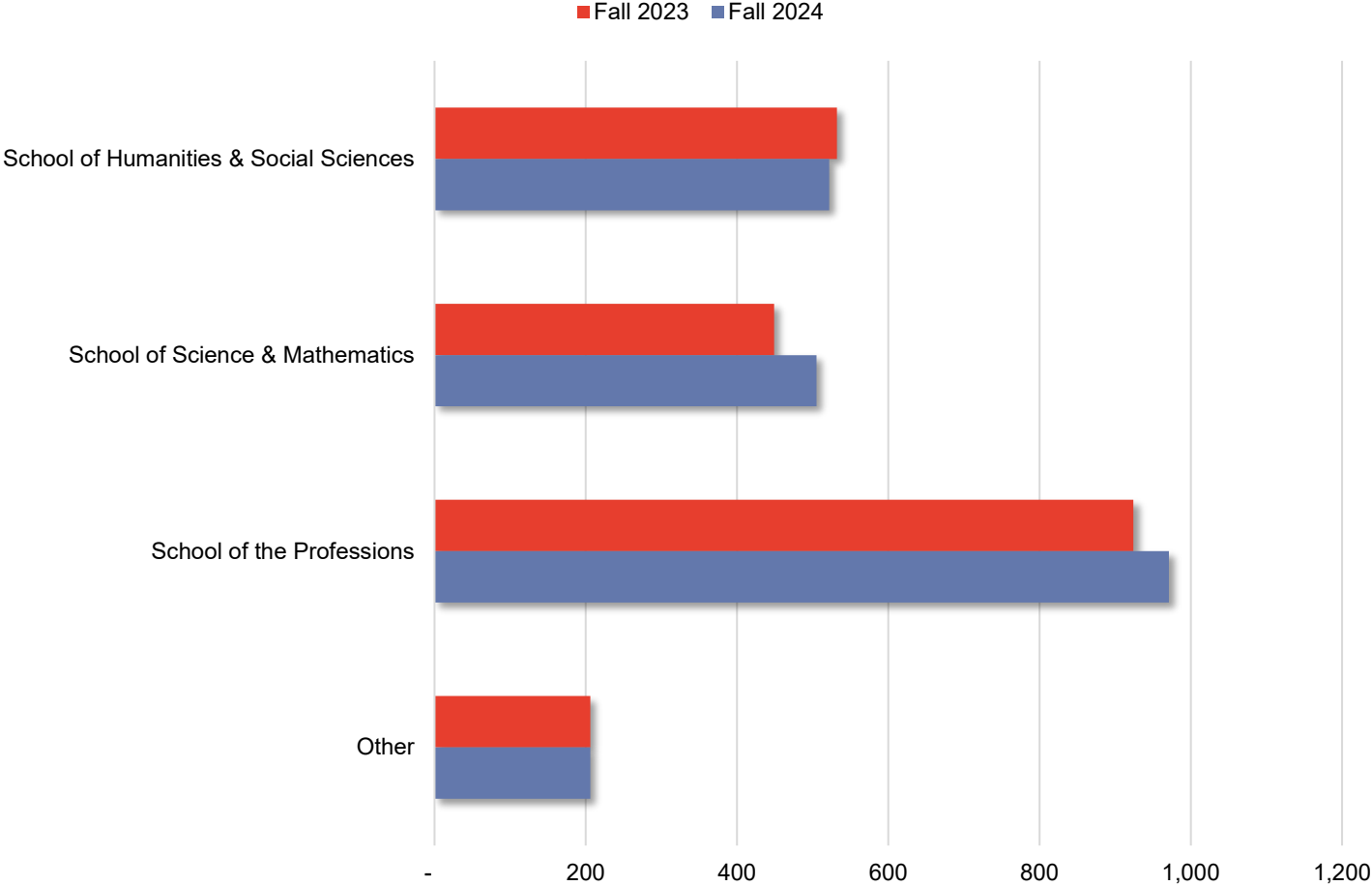
Fall 2023



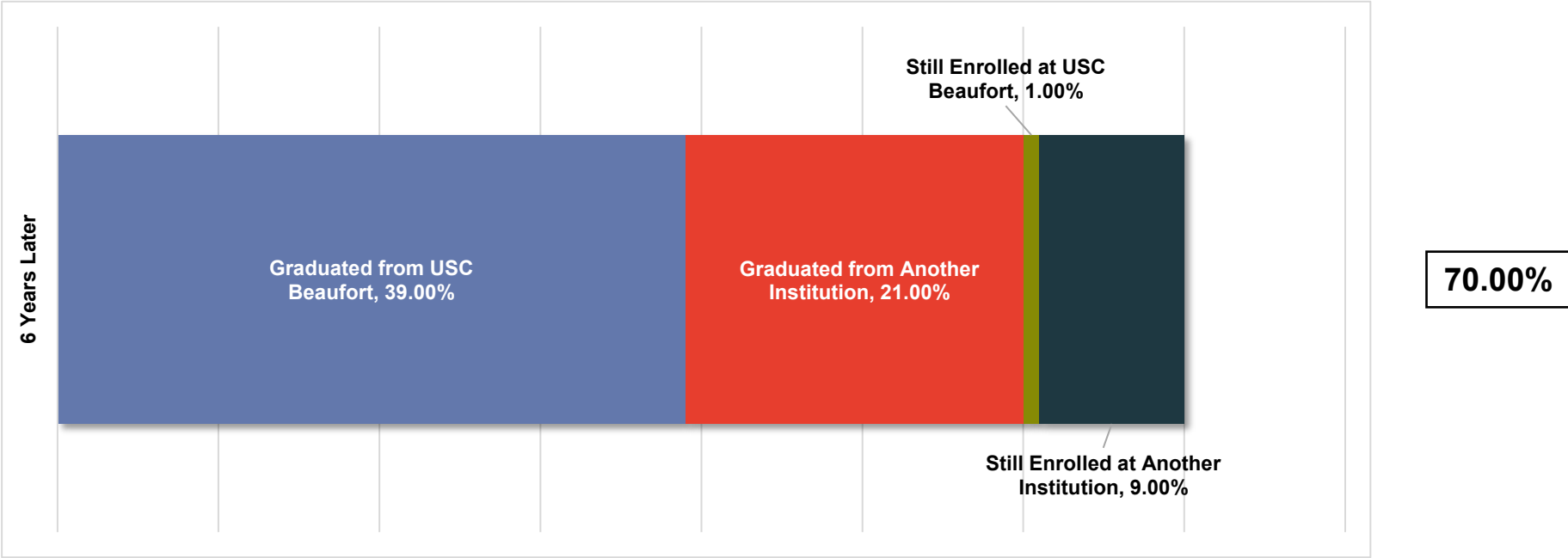
Fall 2024



# BEAUFORT ENROLLMENT BY COLLEGE



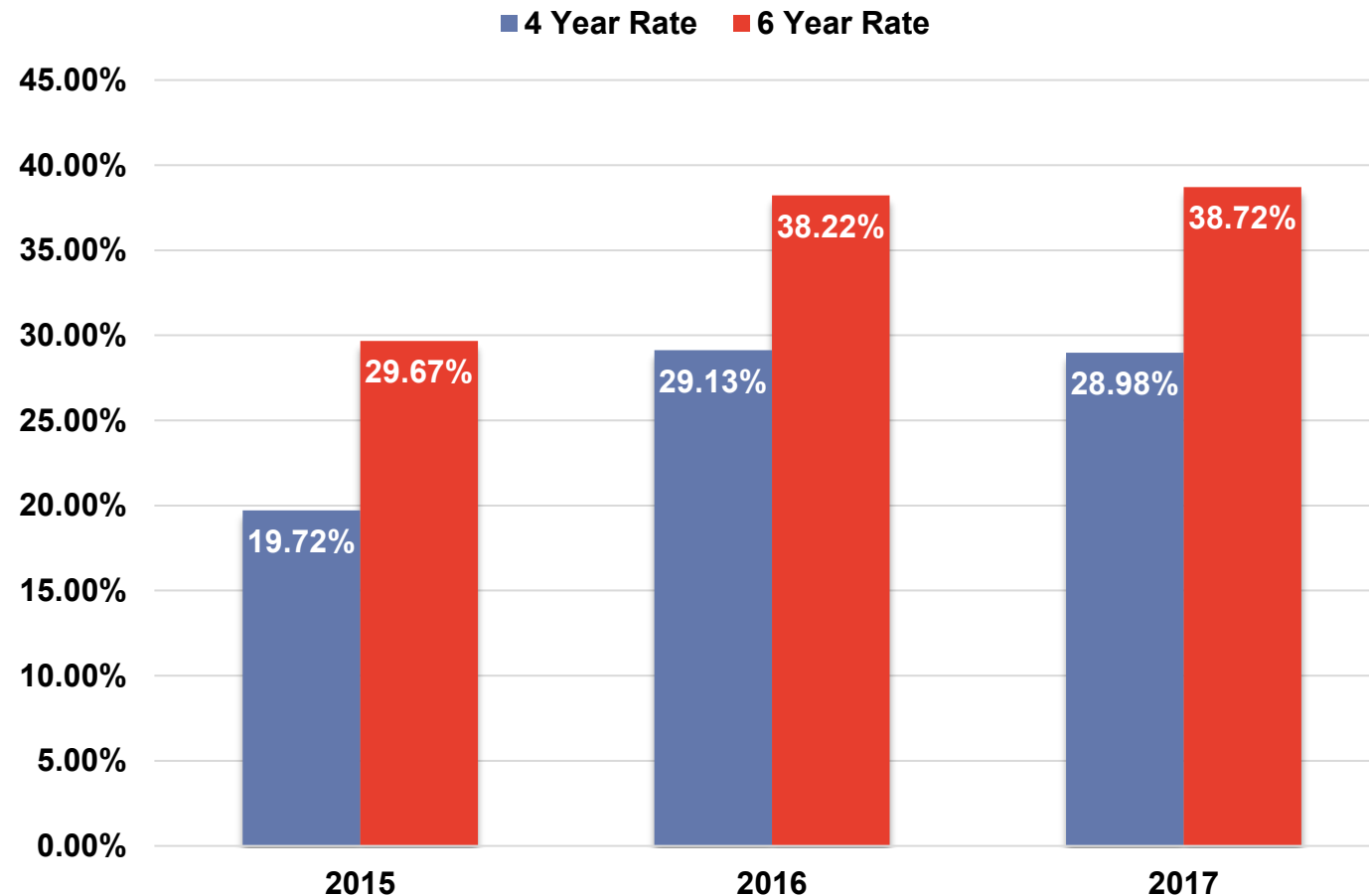
# BEAUFORT SUCCESS RATE



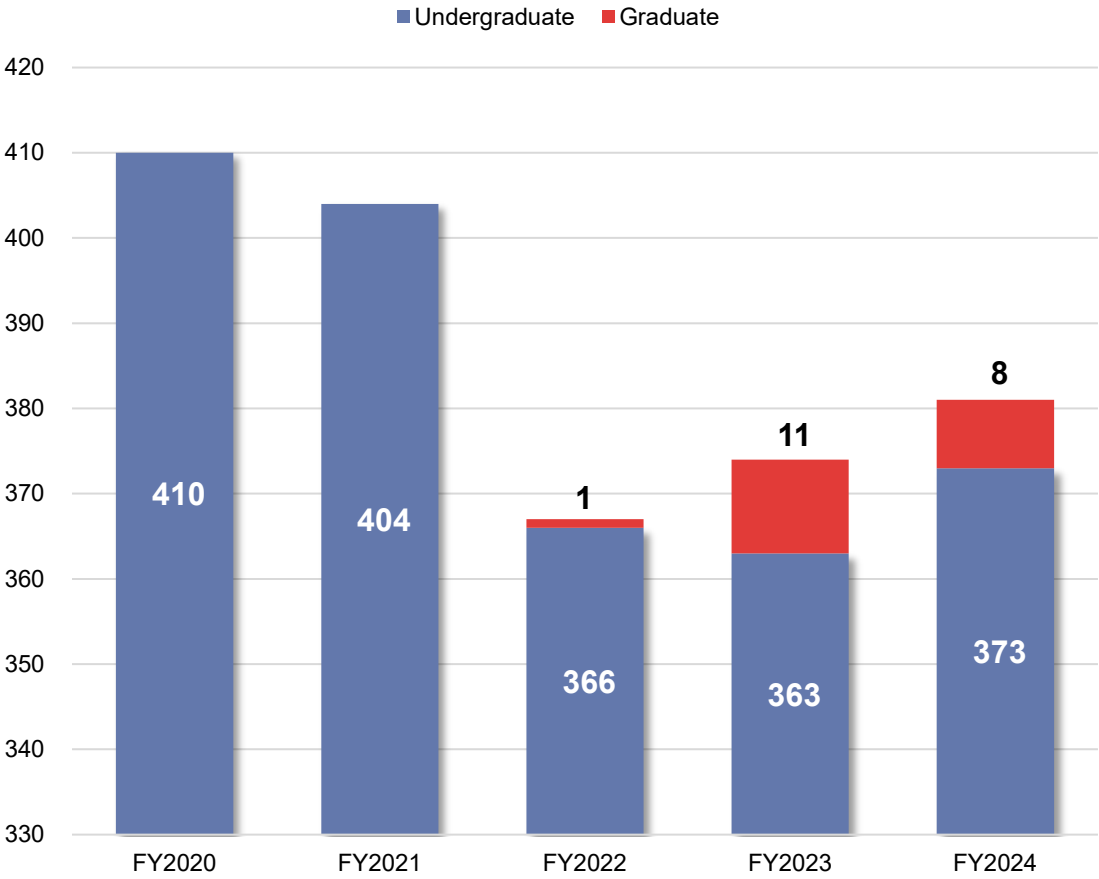
6,999	# of Alumni
5,599	# of Alumni in SC



# BEAUFORT GRADUATION RATES

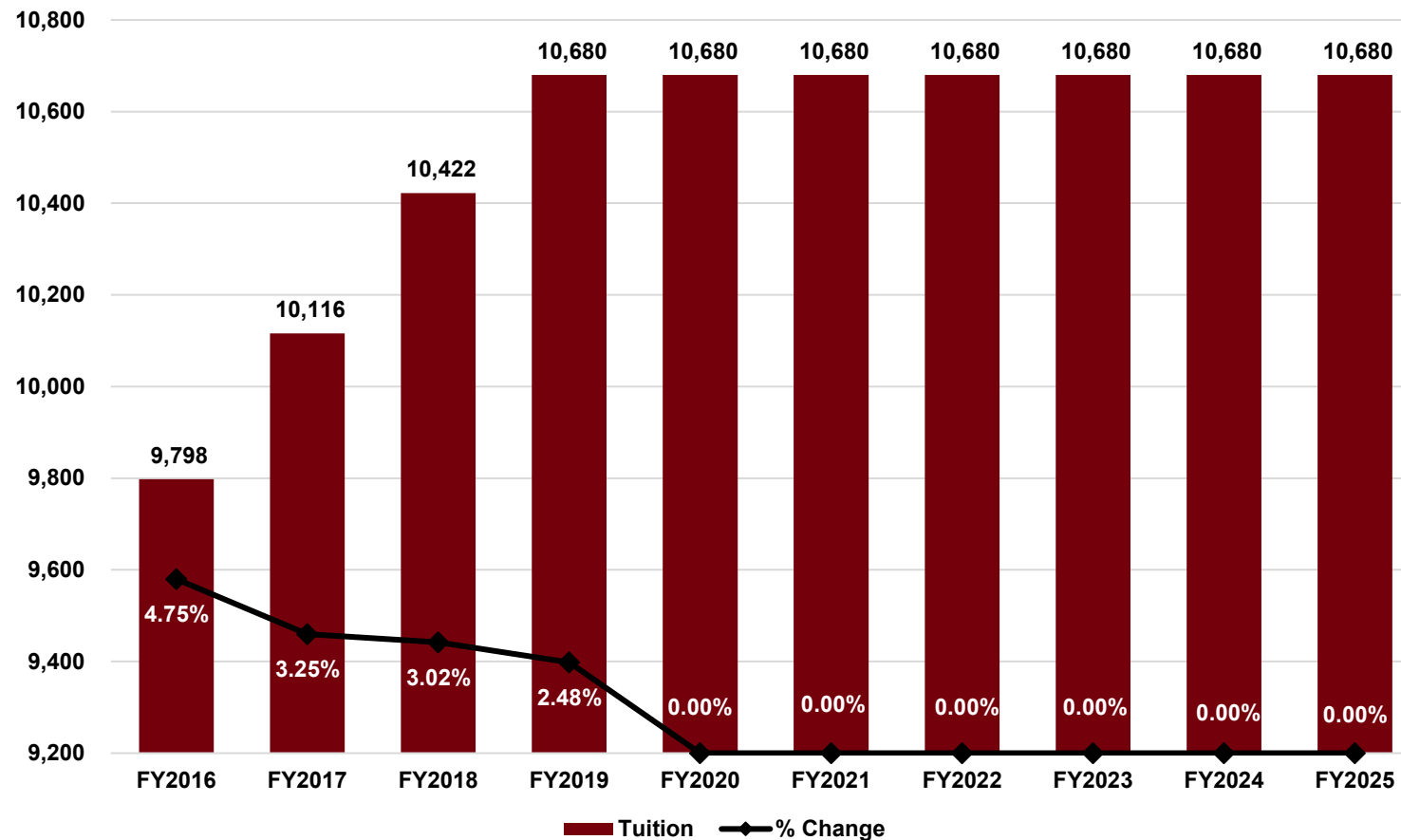


# BEAUFORT DEGREES AWARDED





# BEAUFORT IN-STATE UNDERGRADUATE TUITION & REQUIRED FEES



# BEAUFORT

## UNDERGRADUATE TUITION & FEES PER SEMESTER

	2023-2024	\$ Change	2024-2025
<b>USC Beaufort</b>			
<b>Resident Undergraduate Tuition</b>			
Educational & General	\$ 4,624.00	-	\$ 4,624.00
Institutional Bond	89.00	-	89.00
Renovation Reserve	47.00	-	47.00
Campus Activity	111.00	-	111.00
Athletics Activity	301.00	-	301.00
Total Resident Undergraduate Tuition	\$ 5,172.00	-	\$ 5,172.00
Technology Fee	168.00	-	168.00
<b>Total Required Tuition and Fees</b>	<b>\$ 5,340.00</b>	<b>-</b>	<b>\$ 5,340.00</b>
<b>Non-Resident Undergraduate Tuition</b>			
Educational & General	\$ 10,147.00	-	\$ 10,147.00
Institutional Bond	89.00	-	89.00
Renovation Reserve	47.00	-	47.00
Campus Activity	111.00	-	111.00
Athletics Activity	301.00	-	301.00
Total Resident Undergraduate Tuition	\$ 10,695.00	-	\$ 10,695.00
Technology Fee	168.00	-	168.00
<b>Total Required Tuition and Fees</b>	<b>\$ 10,863.00</b>	<b>-</b>	<b>\$ 10,863.00</b>



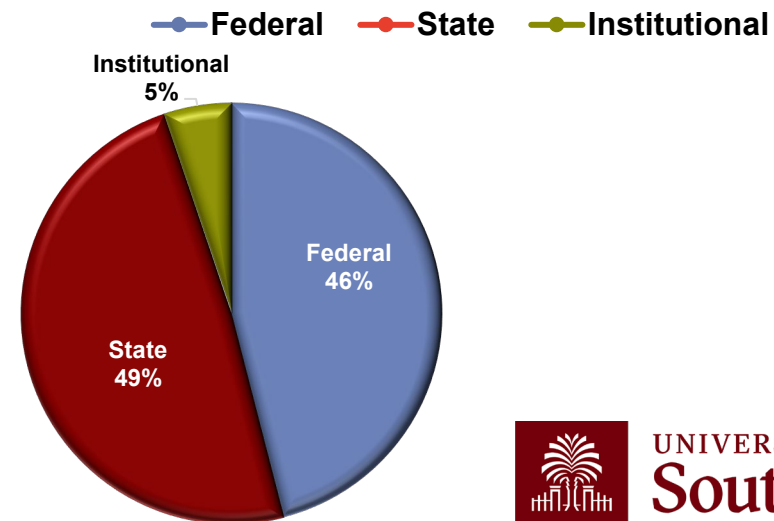
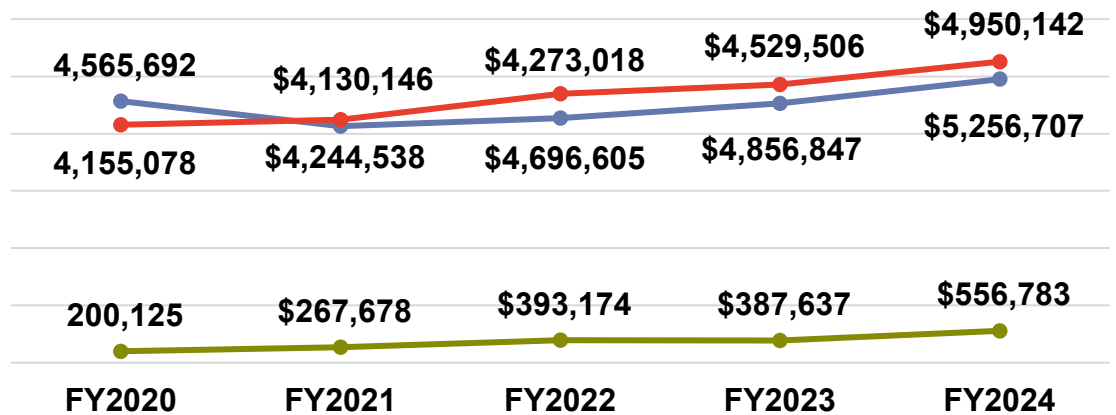
# BEAUFORT FY2024 SCHOLARSHIPS AND GRANTS

Federal	# Students	FY2024
Pell Grant	914	\$ 4,824,229
SEOG Grant	170	125,913
<b>Federal Totals</b>	<b>1,084</b>	<b>\$ 4,950,142</b>

State	# Students	FY2024
LIFE Scholarship	515	\$ 2,438,773
LIFE Scholarship Enhancement	153	362,262
Palmetto Fellows Scholarship	22	148,550
Palmetto Fellows Scholarship Enhancement	10	25,000
HOPE Scholarship	174	432,522
SC Need Based Grant	575	1,819,990
National Guard Grant	6	29,610
<b>State Totals</b>	<b>1,455</b>	<b>\$ 5,256,707</b>

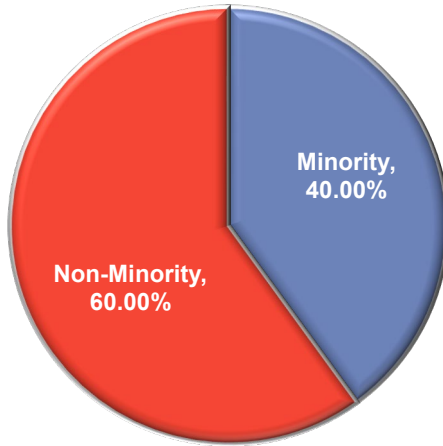
Institutional	# Students	FY2024
Internal Awards	429	\$ 556,783
<b>Institutional Totals</b>	<b>429</b>	<b>\$ 556,783</b>

<b>Total Scholarship and Grant Aid</b>	<b>\$ 10,763,632</b>
--	----------------------



# BEAUFORT MINORITY OVERVIEW

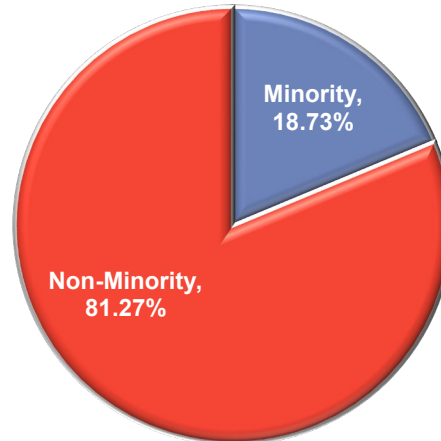
## Administration



### ADMINISTRATION

Total Administration	5
Number Minority	2
% Minority	40.00%

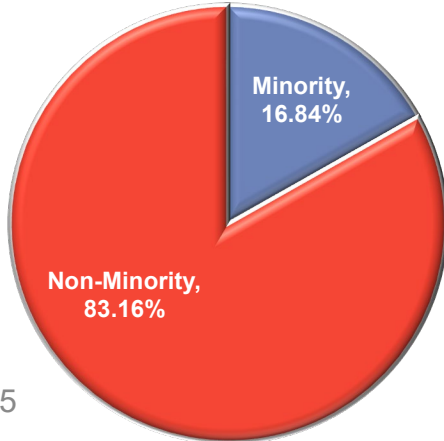
## FTEs



### FTEs

Total FTEs	299
Number Minority	56
% Minority	18.73%

## Employees



### EMPLOYEES

All Employees	392
Number Minority	66
% Minority	16.84%



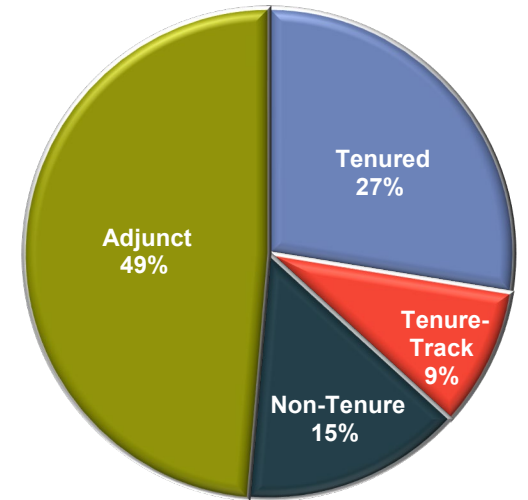
# BEAUFORT FACULTY-STUDENT RATIO

College	Ratio
School of Humanities & Social Sciences	1:12
School of Science & Math	1:14
School of the Professions	1:17



# BEAUFORT TENURED VS. NON-TENURED FACULTY OVERVIEW

College	Tenured	Tenure-Track	Non-Tenure	Adjunct	Total
School of Humanities & Social Sciences	20	5	3	27	55
School of Science & Mathematics	14	4	7	23	48
School of the Professions	17	8	17	40	82
Other	-	-	-	-	-
<b>Overall Institution</b>	<b>51</b>	<b>17</b>	<b>27</b>	<b>90</b>	<b>185</b>



# BEAUFORT 4% FEE WAIVER

4% Fee Waiver		
	FY2024	FY2025
Fall	2022	2023
Spring	2023	2024
<b><u>Credit Hour Production (Undergraduates)</u></b>		
Fall	27,430	28,028
Spring	24,733	25,883
<b><u>Total Credit Hour Production</u></b>	52,163	53,911
Full-Time Fee Divisor	12	12
<b><u>Equivalent Number of Full Fees</u></b>	4,347	4,493
Full-Time Resident Tuition & Fees	\$ 5,340	\$ 5,340
Less: Bond Indebtedness	89	89
<b><u>Equivalent Fees</u></b>	\$ 5,251	\$ 5,251
Total Equivalent Revenue	\$22,825,659	\$23,590,555
<b>4% Threshold - per policy</b>	\$ 913,026	\$ 943,622
<b>Actual Fee Waivers (Object 54522)</b>	\$ 986,698	\$ 871,253



# BEAUFORT

## FEE WAIVERS & ABATEMENTS

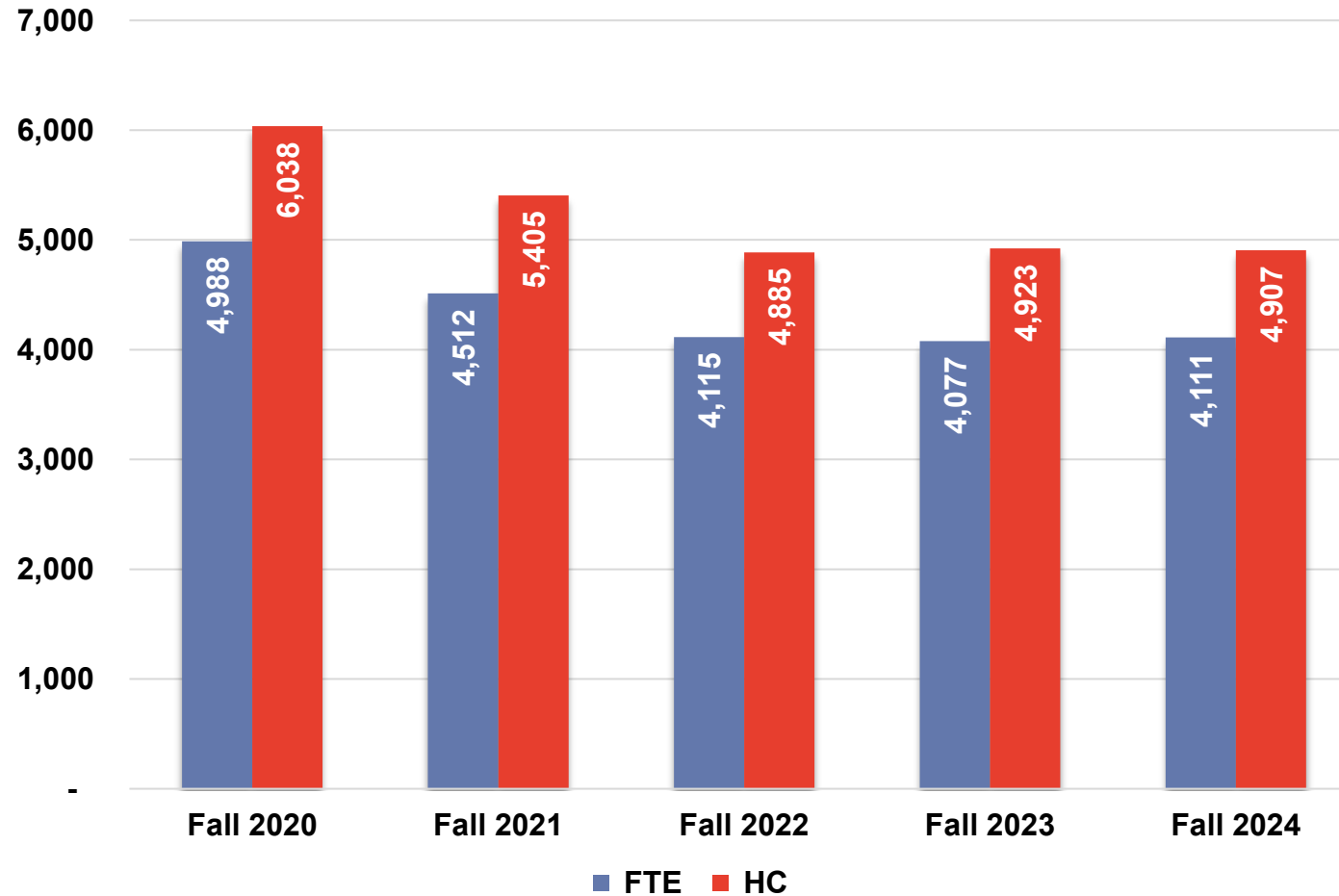
	FY2022			FY2023			FY2024		
Class	# Students	Non-Resident	Resident	# Students	Non-Resident	Resident	# Students	Non-Resident	Resident
<b>4% Fee Waivers</b>									
Freshmen	50	49	1	26	26	-	15	15	-
Sophomore	89	88	1	110	109	1	92	92	-
Junior	102	99	3	95	93	2	88	87	1
Senior	134	123	11	206	195	11	197	192	5
Other	1	-	1	-	-	-	-	-	-
<b>Total</b>	<b>376</b>	<b>359</b>	<b>17</b>	<b>437</b>	<b>423</b>	<b>14</b>	<b>392</b>	<b>386</b>	<b>6</b>
<b>Abatements - Full</b>									
Freshmen	22	-	22	50	-	50	73	-	73
Sophomore	23	-	23	23	-	23	30	-	30
Junior	33	-	33	27	-	27	25	-	25
Senior	44	-	44	28	-	28	31	-	31
Other	12	11	1	14	13	1	6	5	1
<b>Total</b>	<b>134</b>	<b>11</b>	<b>123</b>	<b>142</b>	<b>13</b>	<b>129</b>	<b>165</b>	<b>5</b>	<b>160</b>
<b>Abatements - Partial</b>									
Freshmen	29	-	29	54	-	54	64	-	64
Sophomore	22	-	22	29	-	29	37	-	37
Junior	20	-	20	15	-	15	28	-	28
Senior	23	-	23	20	-	20	16	-	16
Other	-	-	-	-	-	-	-	-	-
<b>Total</b>	<b>94</b>	<b>-</b>	<b>94</b>	<b>118</b>	<b>-</b>	<b>118</b>	<b>145</b>	<b>-</b>	<b>145</b>



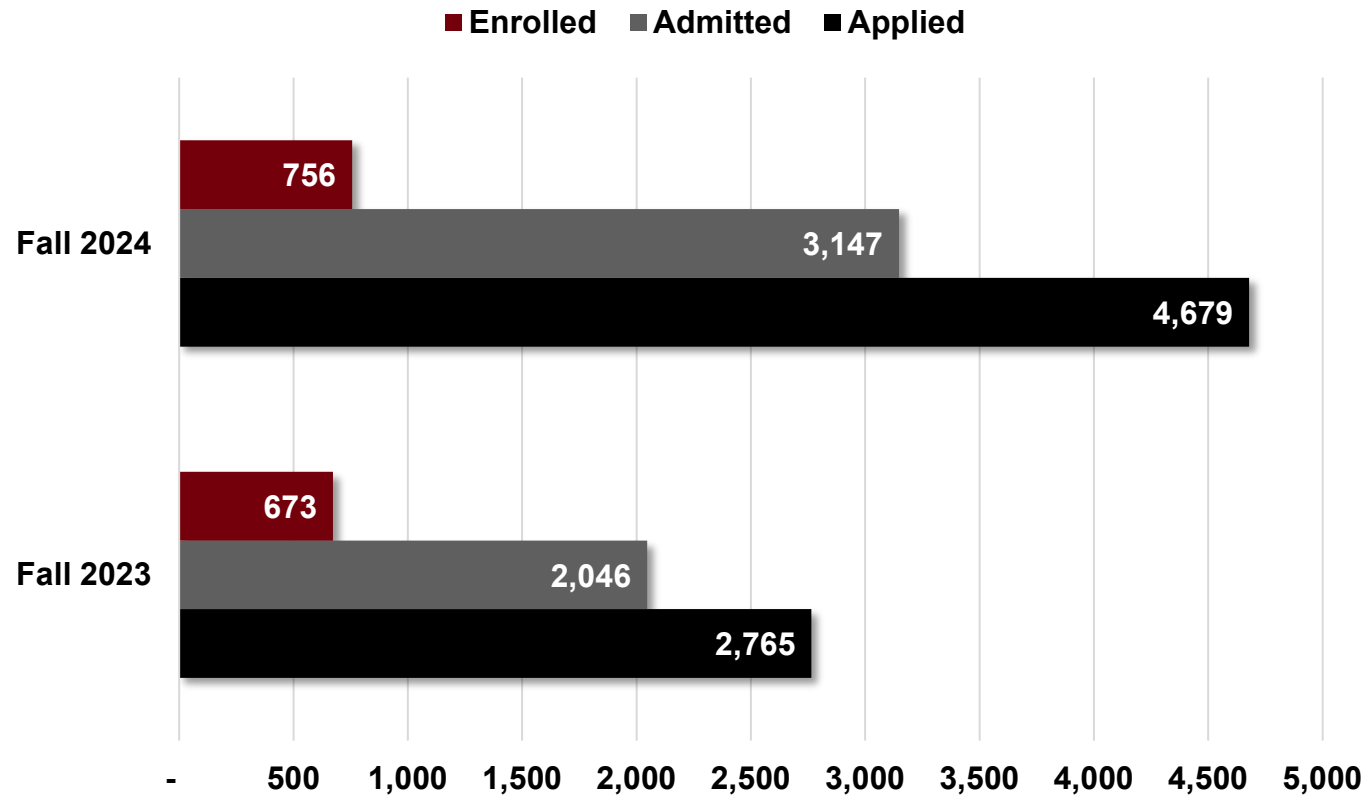




# UPSTATE ENROLLMENT

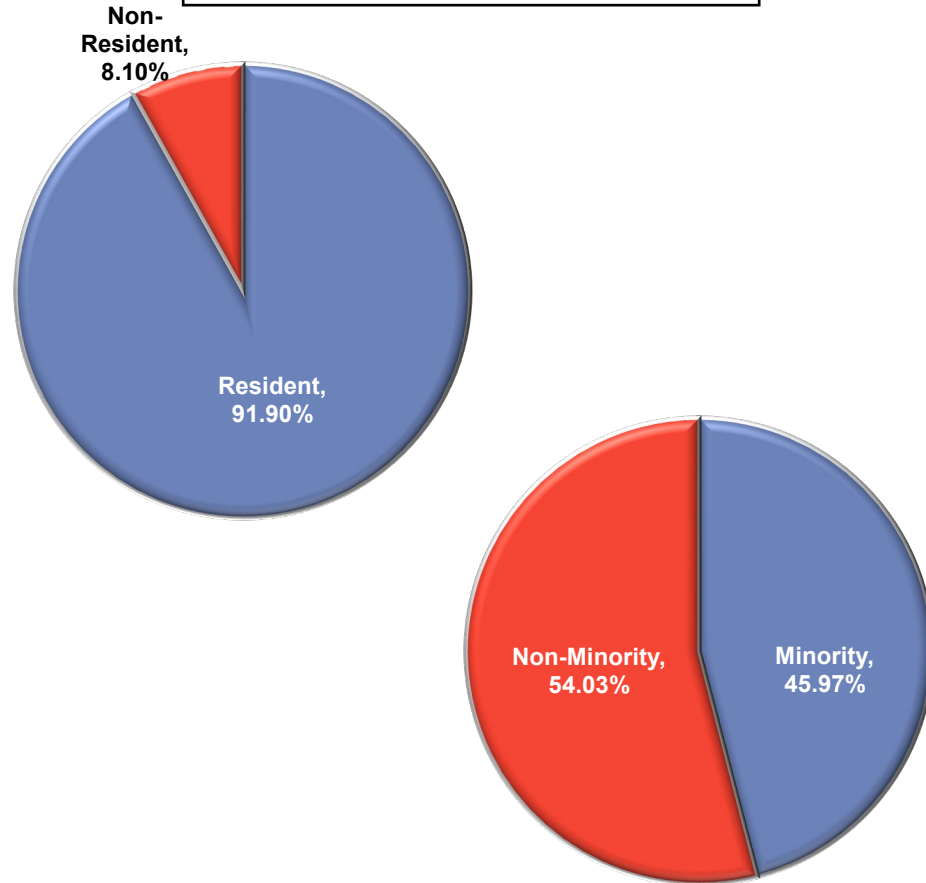


# UPSTATE ENROLLMENT SUMMARY

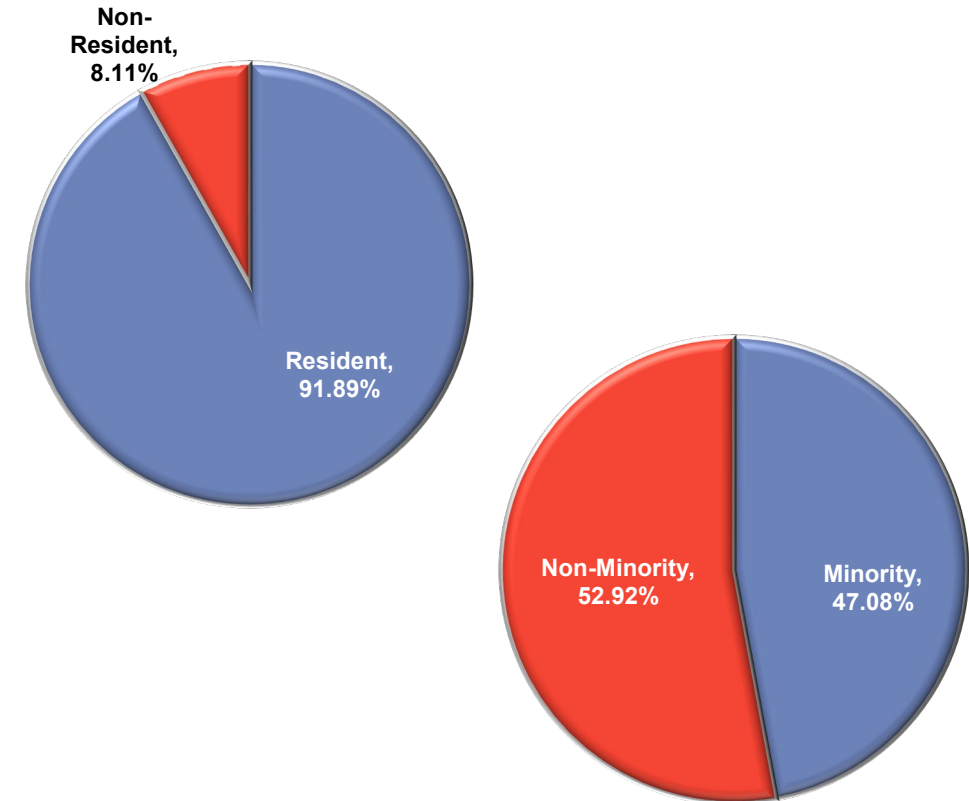


# UPSTATE ENROLLMENT SUMMARY

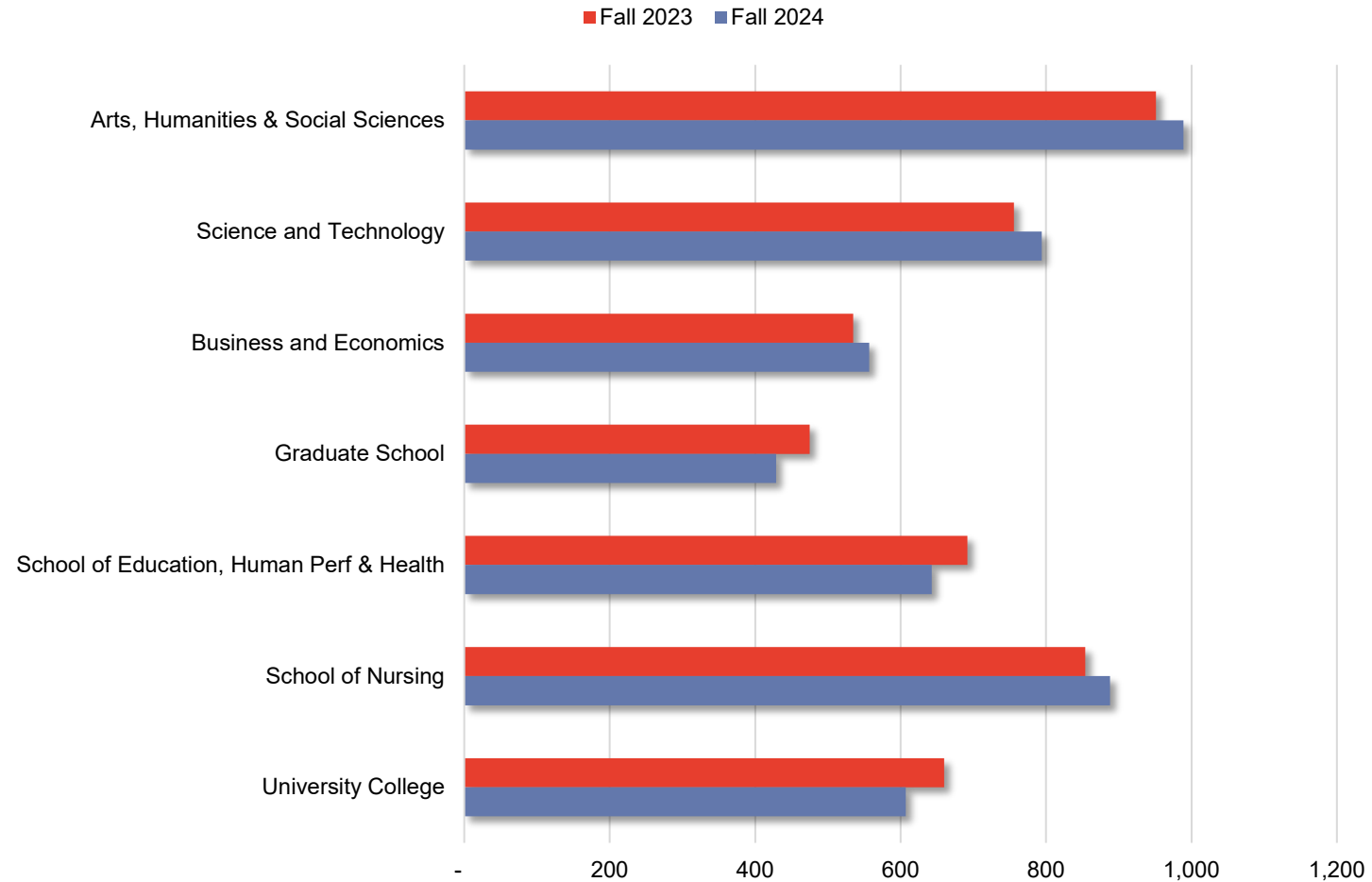
Fall 2023



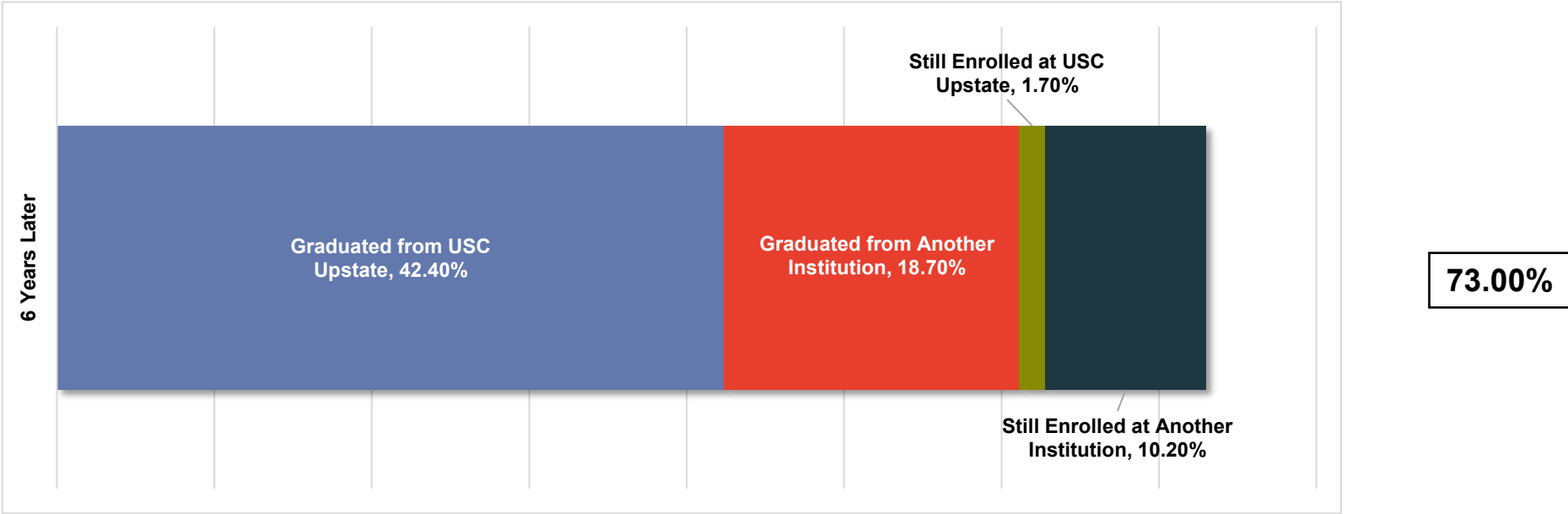
Fall 2024



# UPSTATE ENROLLMENT BY COLLEGE



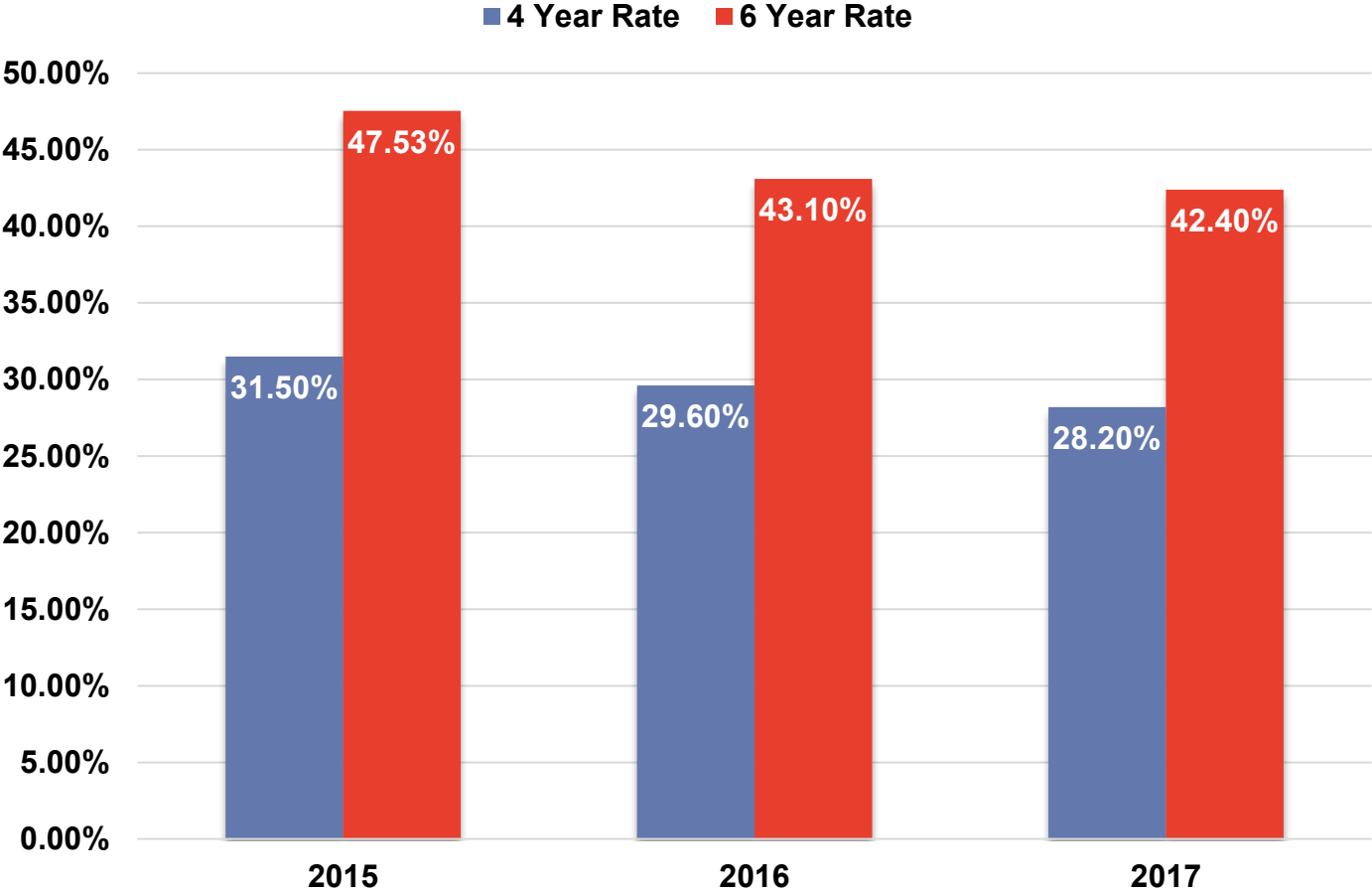
# UPSTATE SUCCESS RATES



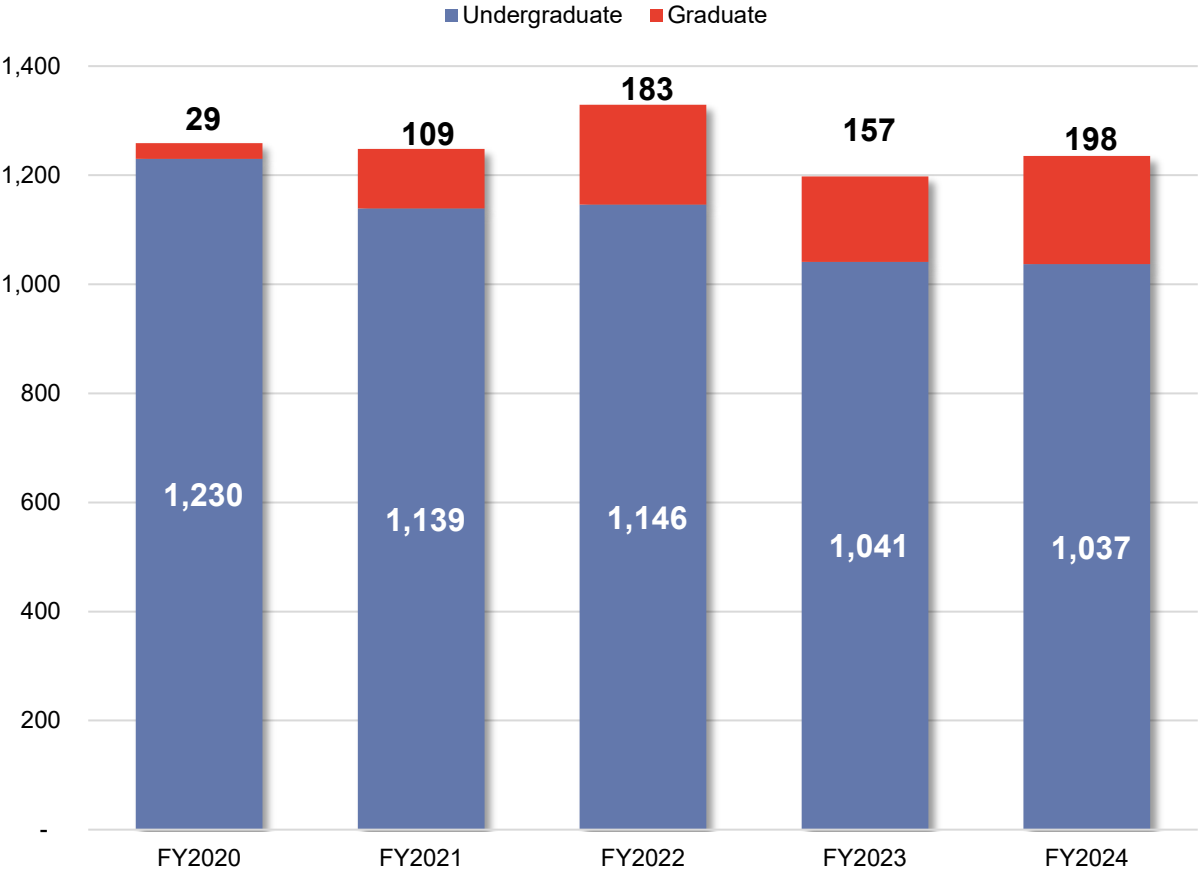
33,216	# of Alumni
28,371	# of Alumni in SC



# UPSTATE GRADUATION RATES

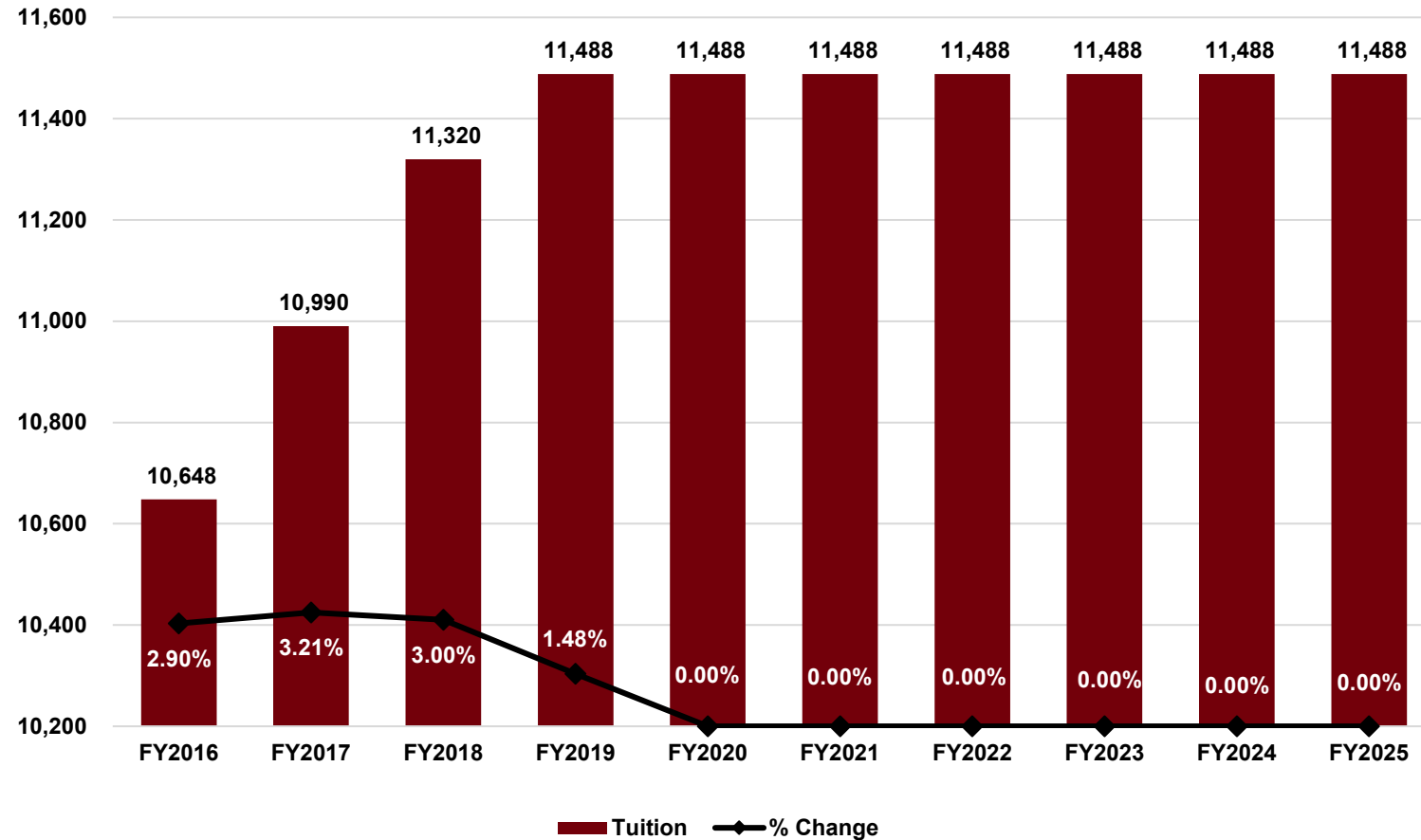


# UPSTATE DEGREES AWARDED





# UPSTATE IN-STATE UNDERGRADUATE TUITION & REQUIRED FEES



# UPSTATE

## UNDERGRADUATE TUITION & FEES PER SEMESTER

	2023-2024	\$ Change	2024-2025
USC Upstate			
<b>Resident Undergraduate Tuition</b>			
Educational & General	\$ 4,605.00	-	\$ 4,605.00
Institutional Bond	295.00	-	295.00
Renovation Reserve	85.00	-	85.00
Campus Activity	144.00	-	144.00
Athletics Activity	475.00	-	475.00
Total Resident Undergraduate Tuition	\$ 5,604.00	-	\$ 5,604.00
Technology Fee	140.00	-	140.00
<b>Total Required Tuition and Fees</b>	<b>\$ 5,744.00</b>	<b>-</b>	<b>\$ 5,744.00</b>
<b>Non-Resident Undergraduate Tuition</b>			
Educational & General	\$ 10,356.00	-	\$ 10,356.00
Institutional Bond	295.00	-	295.00
Renovation Reserve	85.00	-	85.00
Campus Activity	144.00	-	144.00
Athletics Activity	475.00	-	475.00
Total Resident Undergraduate Tuition	\$ 11,355.00	-	\$ 11,355.00
Technology Fee	140.00	-	140.00
<b>Total Required Tuition and Fees</b>	<b>\$ 11,495.00</b>	<b>-</b>	<b>\$ 11,495.00</b>



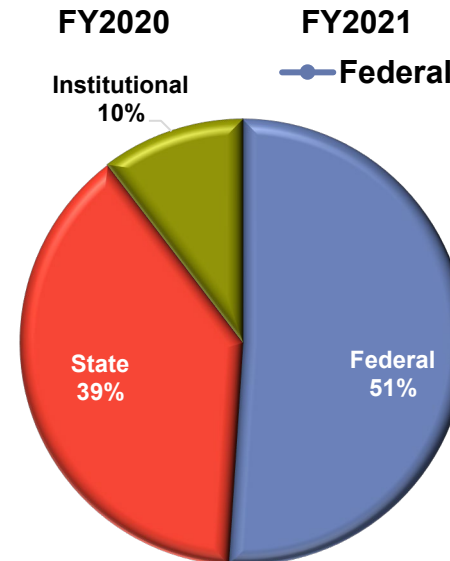
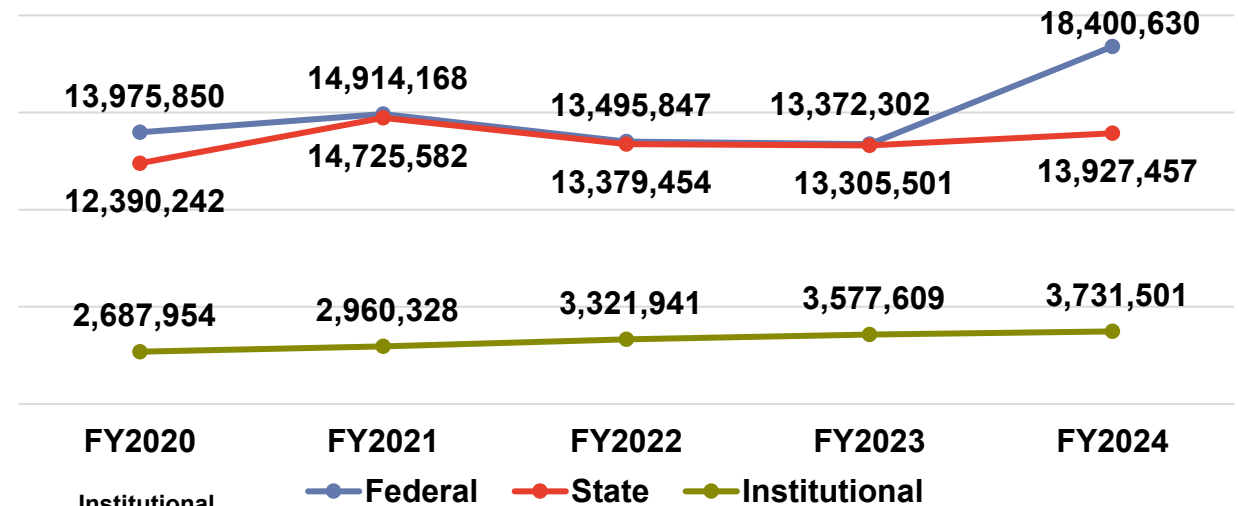
# UPSTATE FY2024 SCHOLARSHIPS AND GRANTS

Federal	# Students	FY2024
Pell Grant	3,070	\$ 17,963,738
SEOG Grant	512	435,006
Other (TEACH Grant)	1	1,886
<b>Federal Totals</b>	<b>3,583</b>	<b>\$ 18,400,630</b>

State	# Students	FY2024
LIFE Scholarship	1,175	\$ 5,860,576
LIFE Scholarship Enhancement	394	977,500
Palmetto Fellows Scholarship	103	772,500
Palmetto Fellows Scholarship Enhancement	47	117,500
HOPE Scholarship	288	805,000
SC Need Based Grant	1,496	4,948,092
National Guard Grant	48	257,063
SC Teaching Fellows	36	189,226
<b>State Totals</b>	<b>3,587</b>	<b>\$ 13,927,457</b>

Institutional	# Students	FY2024
Internal Awards Academic	980	\$ 1,952,481
Internal Awards Athletic	347	1,779,020
<b>Institutional Totals</b>	<b>1,327</b>	<b>\$ 3,731,501</b>

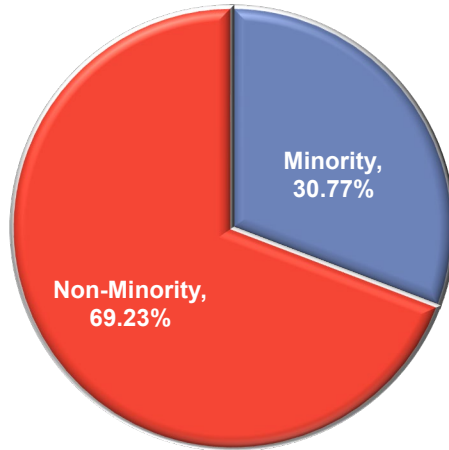
<b>Total Scholarship and Grant Aid</b>	<b>\$ 36,059,588</b>
--	----------------------



UNIVERSITY OF  
South Carolina

# UPSTATE MINORITY OVERVIEW

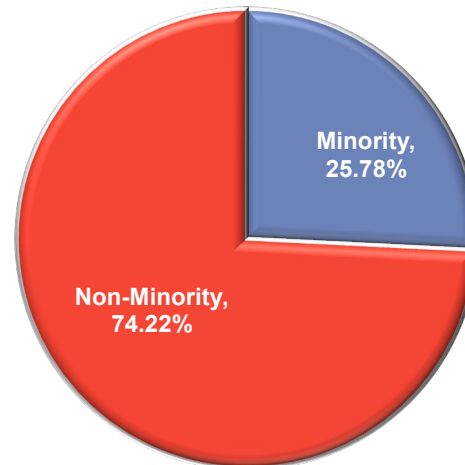
## Administration



### ADMINISTRATION

Total Administration	13
Number Minority	4
% Minority	30.77%

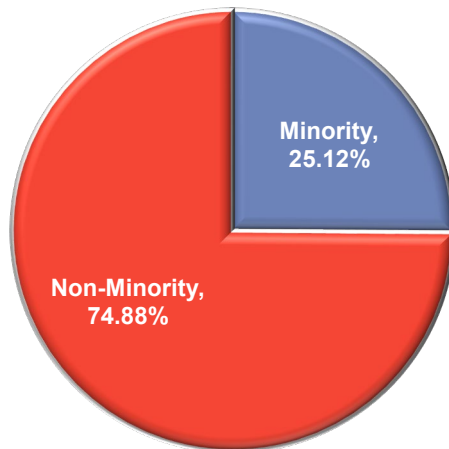
## FTEs



### FTEs

Total FTEs	640
Number Minority	165
% Minority	25.78%

## Employees



### EMPLOYEES

All Employees	844
Number Minority	212
% Minority	25.12%



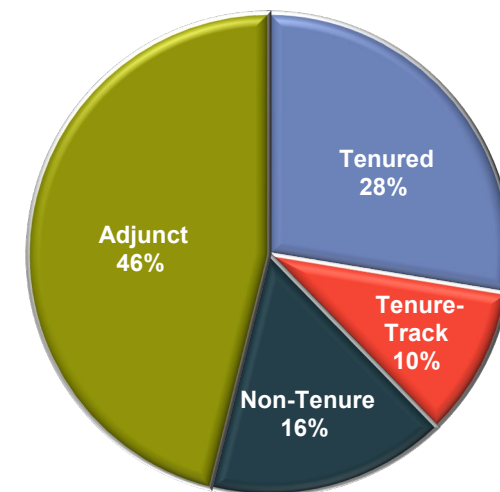
# UPSTATE FACULTY-STUDENT RATIO

College	Ratio
School of Business Administration	1:20
School of Education	1:16
School of Nursing	1:20
College of Sciences & Engineering	1:11
College of Arts, Humanities, & Social Sciences	1:9



# UPSTATE TENURED VS. NON-TENURED FACULTY OVERVIEW

College	Tenured	Tenure-Track	Non-Tenure	Adjunct	Total
Arts, Humanities & Social Science	52	10	16	59	137
College of Business & Economics	10	5	7	10	32
College of Science & Technology	28	8	15	35	86
School of Education, Human Perf & Health	12	8	2	50	72
School of Nursing	4	8	22	23	57
Univ College/Library/Other	-	-	-	-	-
<b>Overall Institution</b>	<b>106</b>	<b>39</b>	<b>62</b>	<b>177</b>	<b>384</b>



# UPSTATE 4% FEE WAIVER

4% Fee Waiver		
	FY2024	FY2025
Fall	2022	2023
Spring	2023	2024
<b><u>Credit Hour Production (Undergraduates)</u></b>		
Fall	58,605	57,606
Spring	52,781	51,486
<b><u>Total Credit Hour Production</u></b>	111,386	109,092
Full-Time Fee Divisor	12	12
<b><u>Equivalent Number of Full Fees</u></b>	9,282	9,091
Full-Time Resident Tuition & Fees	\$ 5,879	\$ 5,879
Less: Bond Indebtedness Fee	295	295
<b><u>Equivalent Fees</u></b>	\$ 5,584	\$ 5,584
Total Equivalent Revenue	\$ 51,831,619	\$ 50,764,144
<b>4% Threshold - per policy</b>	\$ 2,073,265	\$ 2,030,566
<b>Actual Fee Waivers (Object 54522)</b>	\$ 1,178,811	\$ 1,392,876



# UPSTATE

## FEE WAIVERS & ABATEMENTS

	FY2022			FY2023			FY2024		
Class	# Students	Non-Resident	Resident	# Students	Non-Resident	Resident	# Students	Non-Resident	Resident
<b>4% Fee Waivers</b>									
Freshmen	167	152	15	249	243	6	154	141	13
Sophomore	94	67	27	148	122	26	151	118	33
Junior	90	61	29	91	62	29	124	105	19
Senior	203	149	54	177	136	41	207	170	37
Other	-	-	-	-	-	-	-	-	-
<b>Total</b>	<b>554</b>	<b>429</b>	<b>125</b>	<b>665</b>	<b>563</b>	<b>102</b>	<b>636</b>	<b>534</b>	<b>102</b>
<b>Abatements - Full</b>									
Freshmen	30	-	30	35	-	35	54	-	54
Sophomore	28	-	28	32	-	32	29	-	29
Junior	23	-	23	27	-	27	22	-	22
Senior	30	-	30	20	-	20	28	-	28
Other	34	23	11	14	7	7	38	20	18
<b>Total</b>	<b>145</b>	<b>23</b>	<b>122</b>	<b>128</b>	<b>7</b>	<b>121</b>	<b>171</b>	<b>20</b>	<b>151</b>
<b>Abatements - Partial</b>									
Freshmen	24	-	24	29	-	29	42	-	42
Sophomore	22	-	22	31	-	31	21	-	21
Junior	35	-	35	27	-	27	26	-	26
Senior	48	-	48	24	-	24	32	-	32
Other	-	-	-	-	-	-	-	-	-
<b>Total</b>	<b>129</b>	<b>-</b>	<b>129</b>	<b>111</b>	<b>-</b>	<b>111</b>	<b>121</b>	<b>-</b>	<b>121</b>



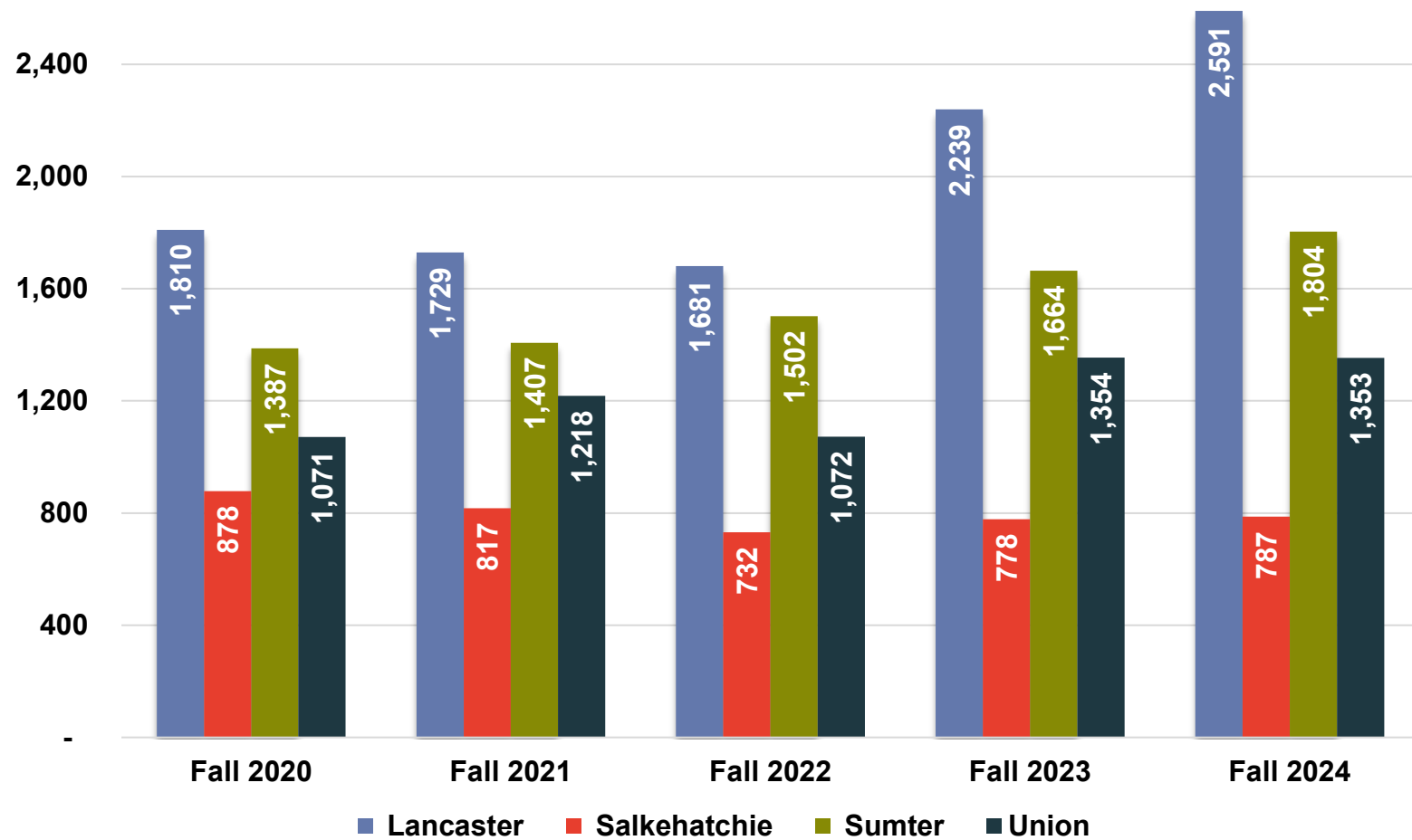




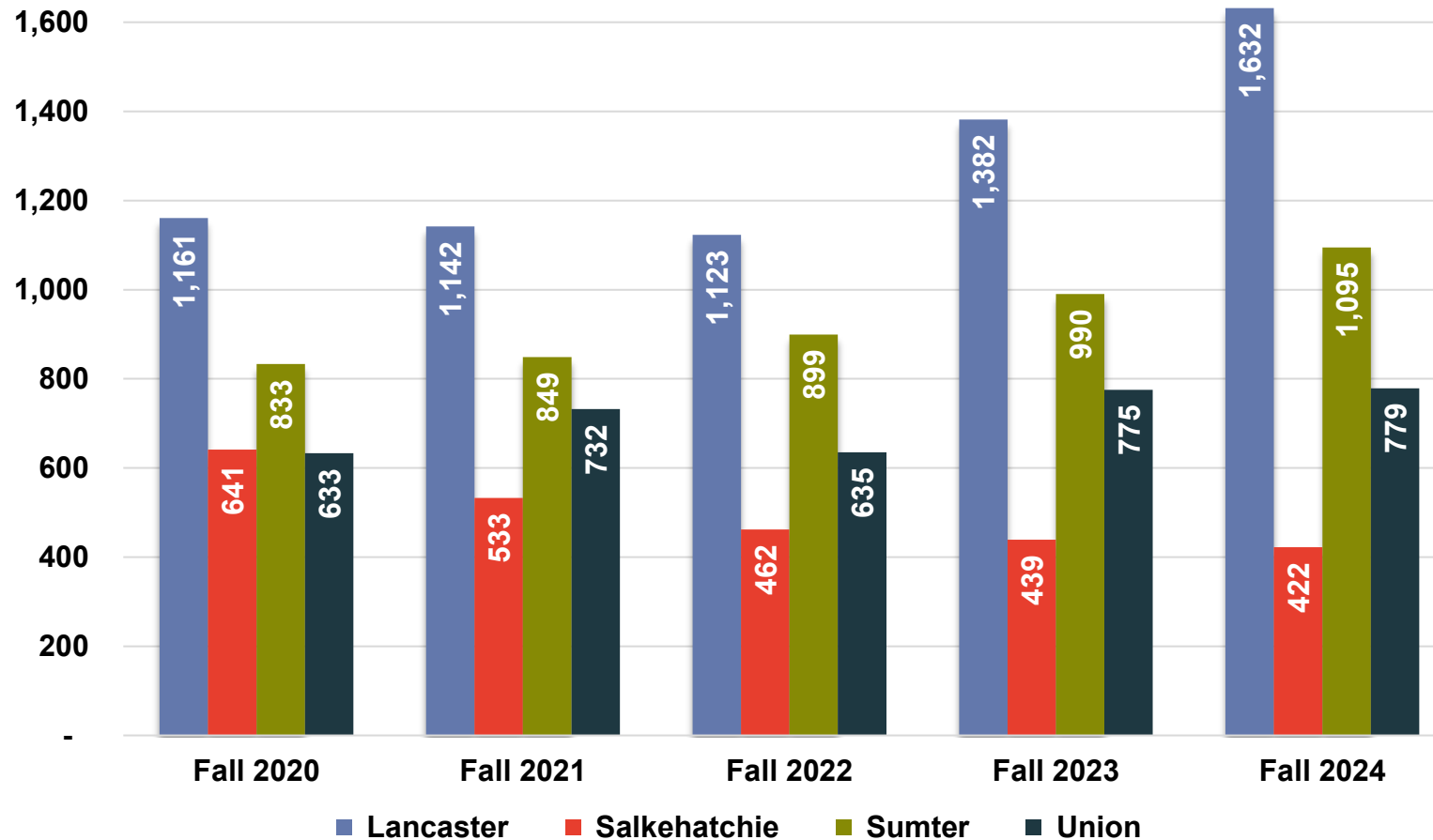
UNIVERSITY OF  
**South Carolina**  
PALMETTO COLLEGE



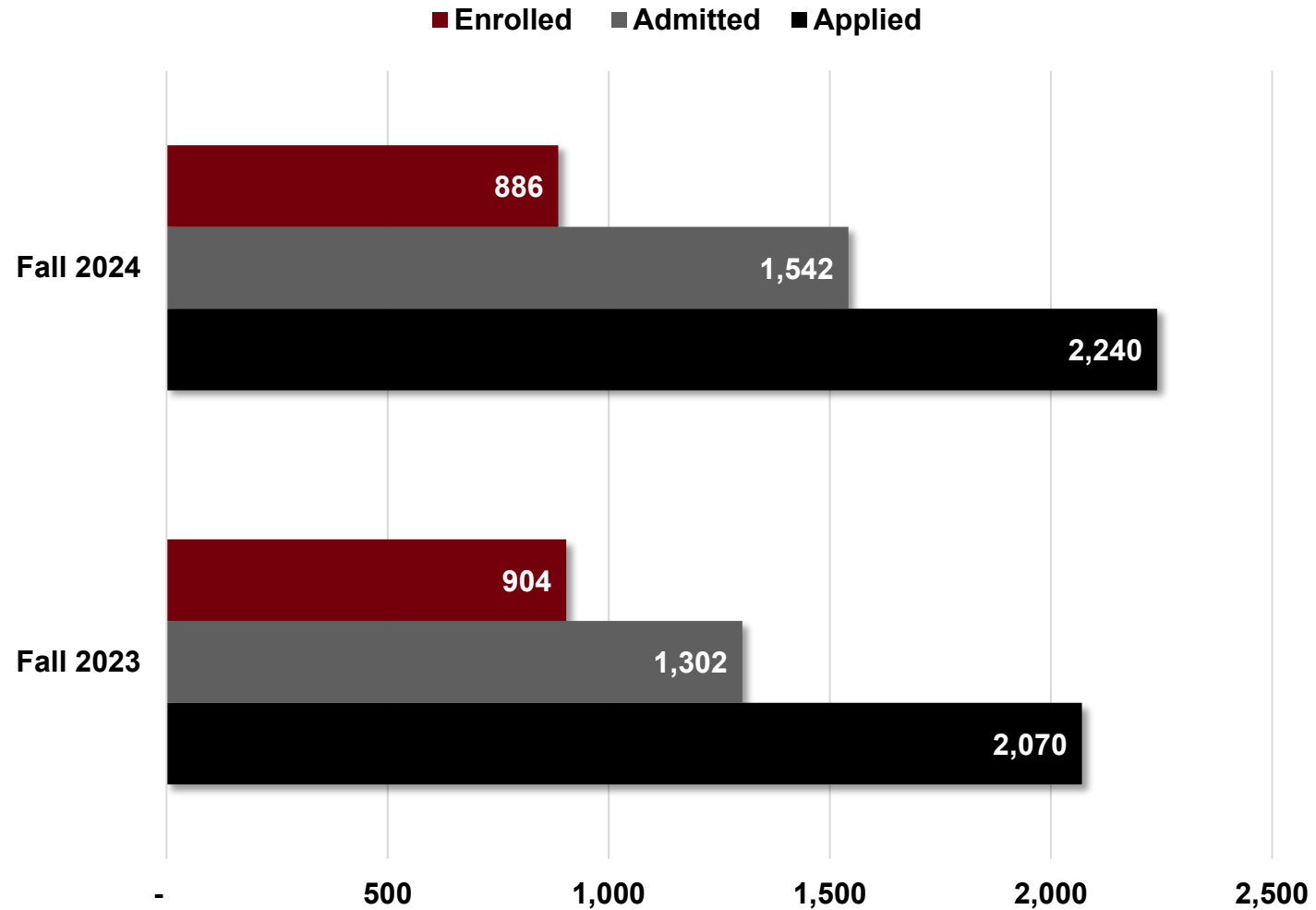
# PALMETTO COLLEGE HEADCOUNT ENROLLMENT



# PALMETTO COLLEGE FTE ENROLLMENT

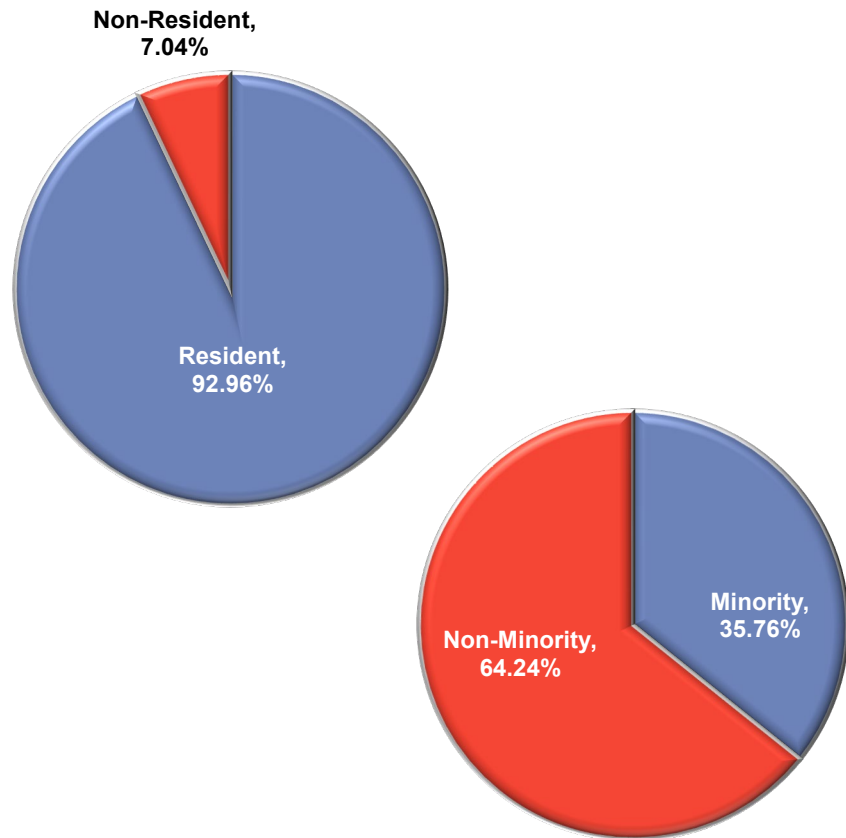


# PALMETTO COLLEGE ENROLLMENT SUMMARY

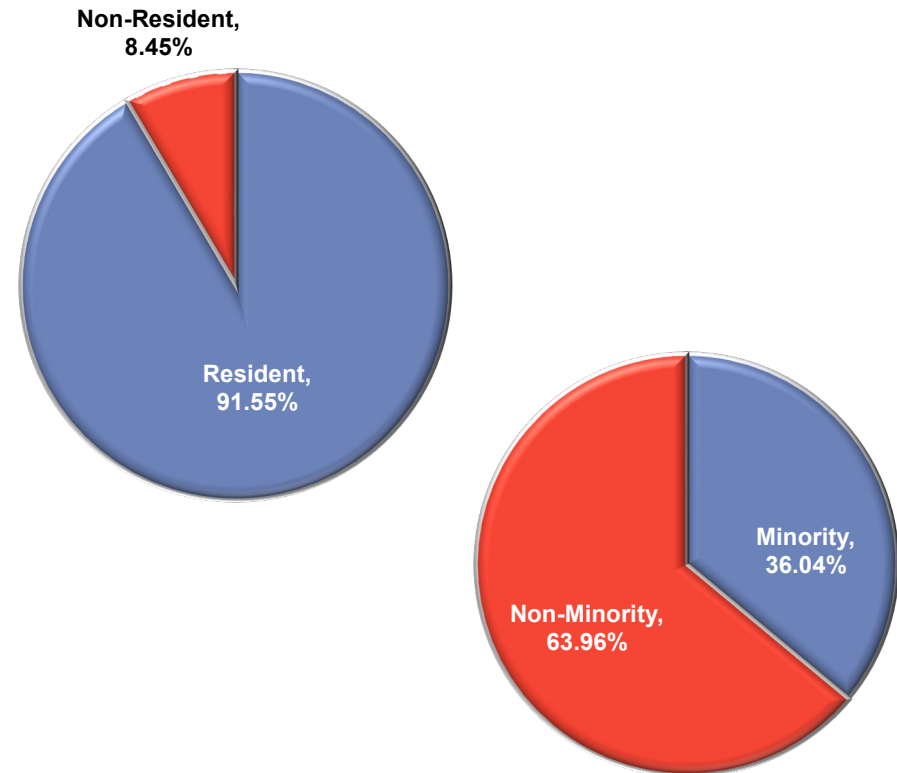


# PALMETTO COLLEGE ENROLLMENT SUMMARY

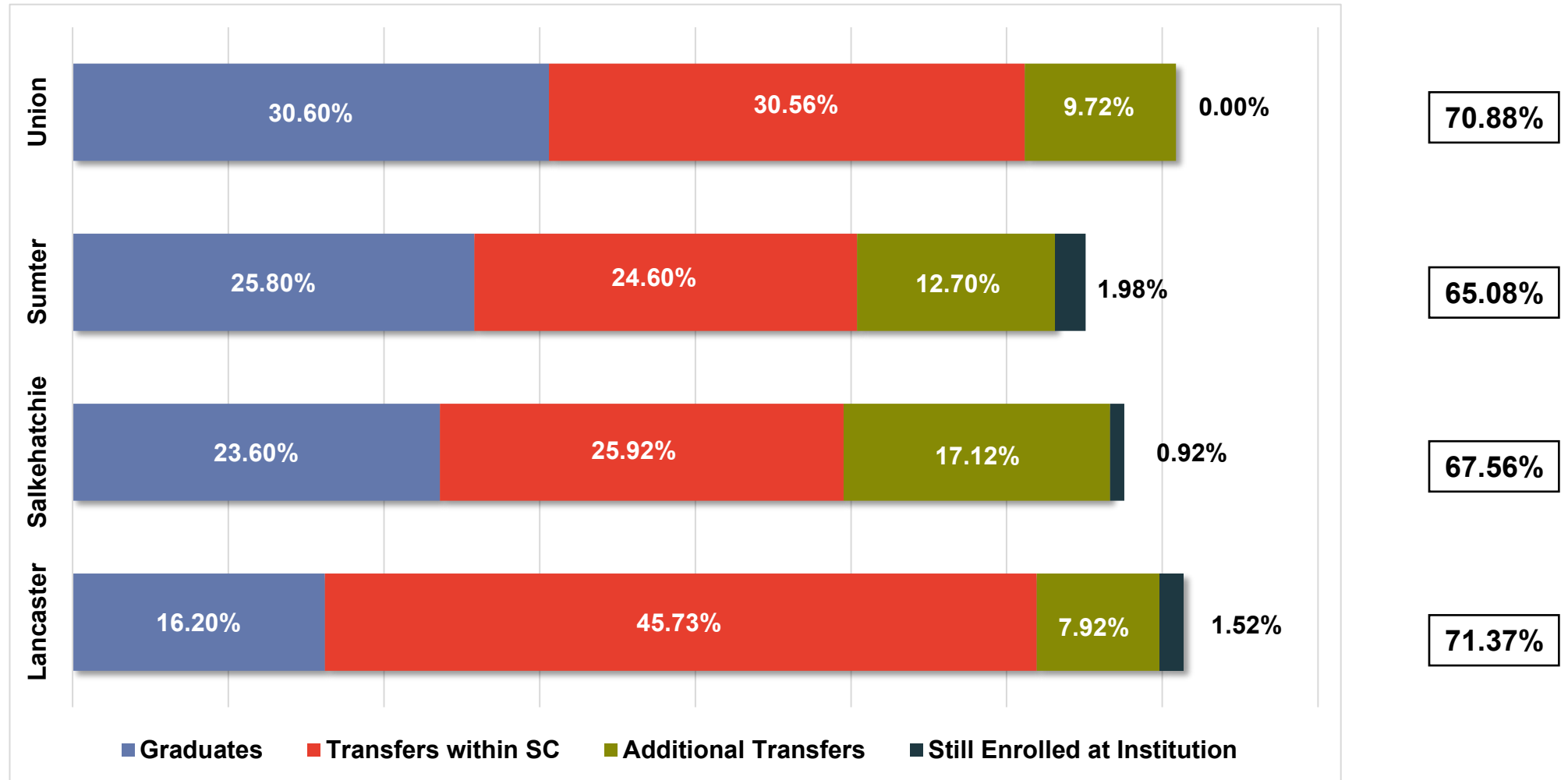
Fall 2023



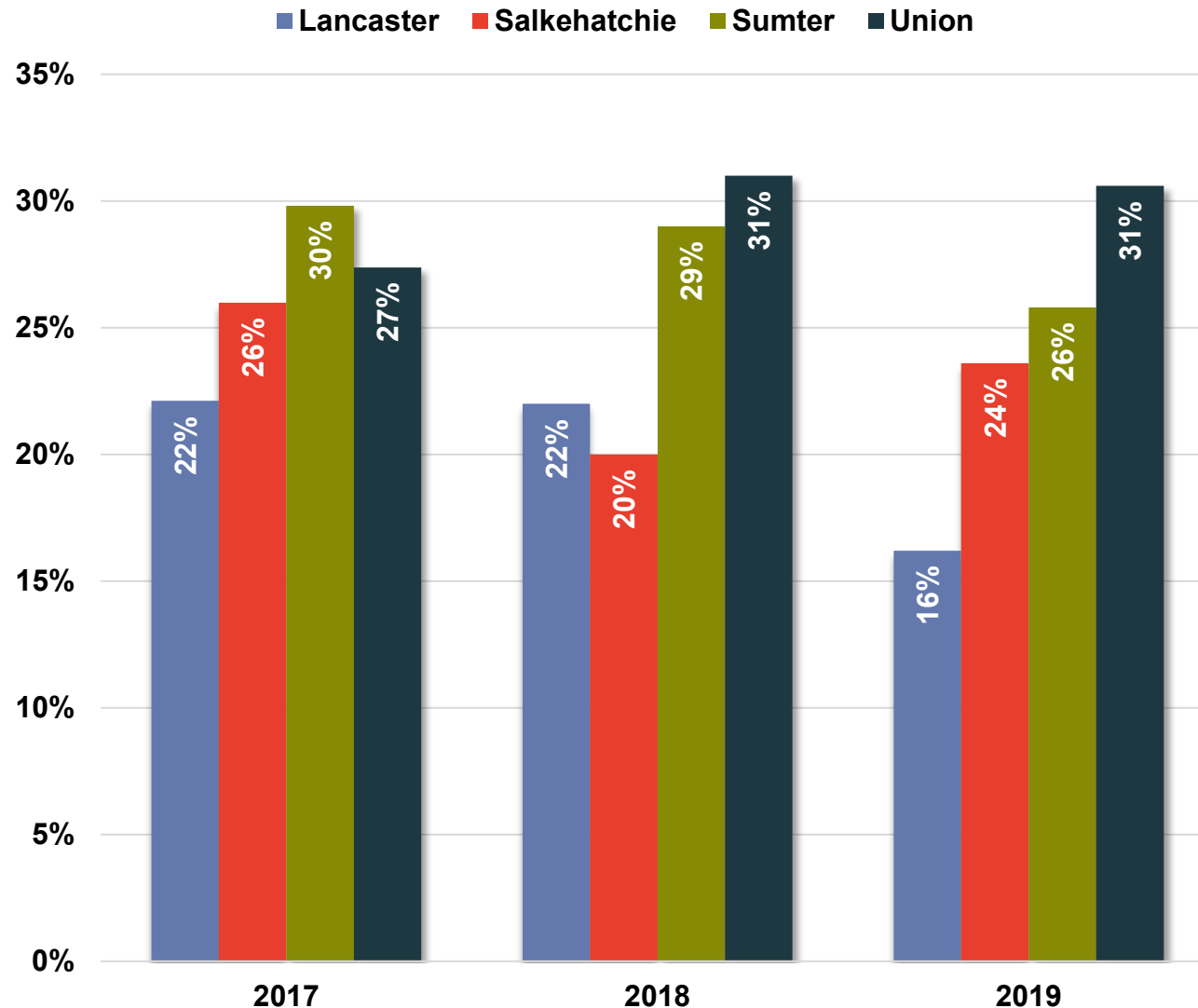
Fall 2024



# PALMETTO COLLEGE SUCCESS RATE



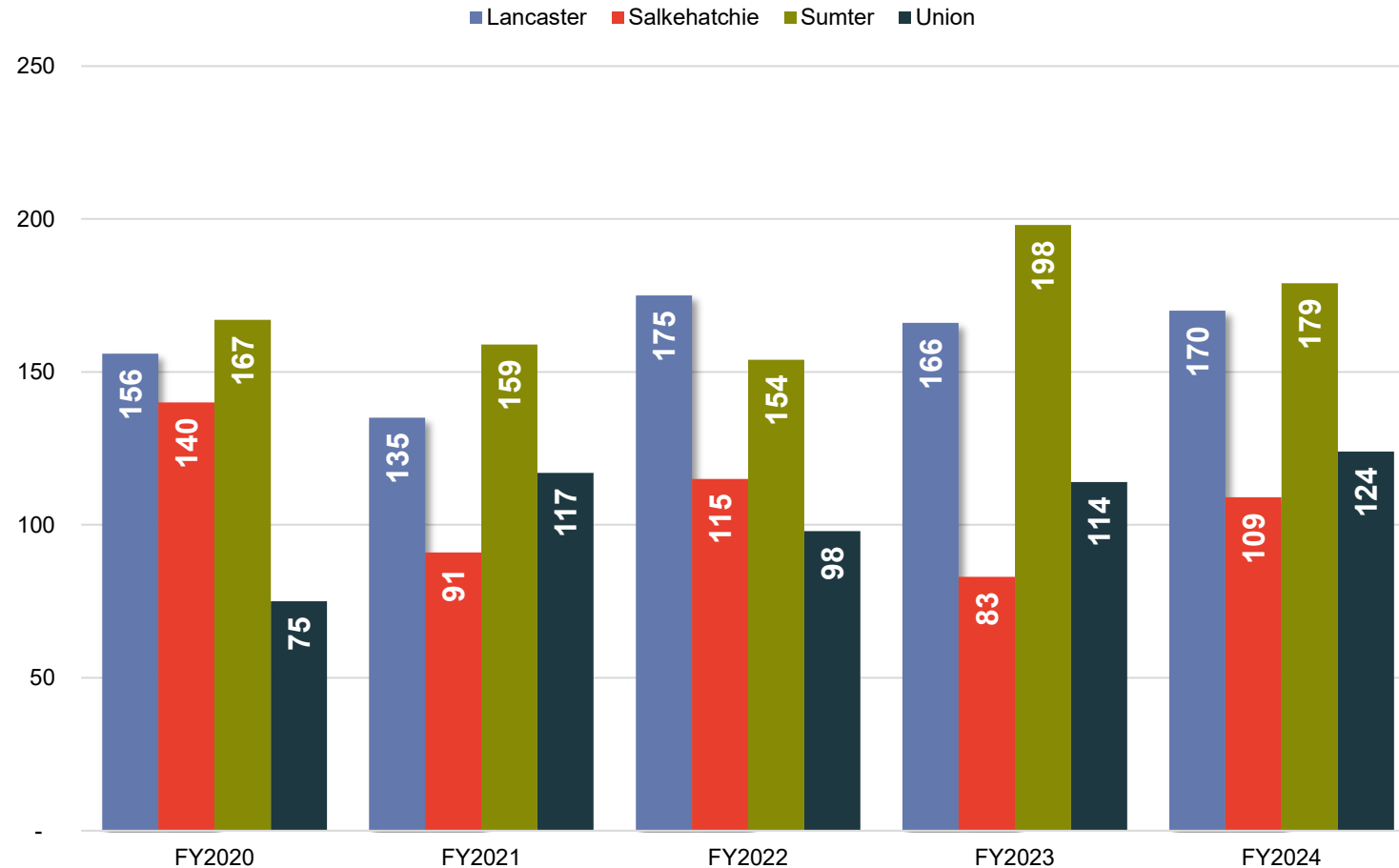
# PALMETTO COLLEGE GRADUATION RATE



NOTE: 3-Year Rate (150% Completion Time)



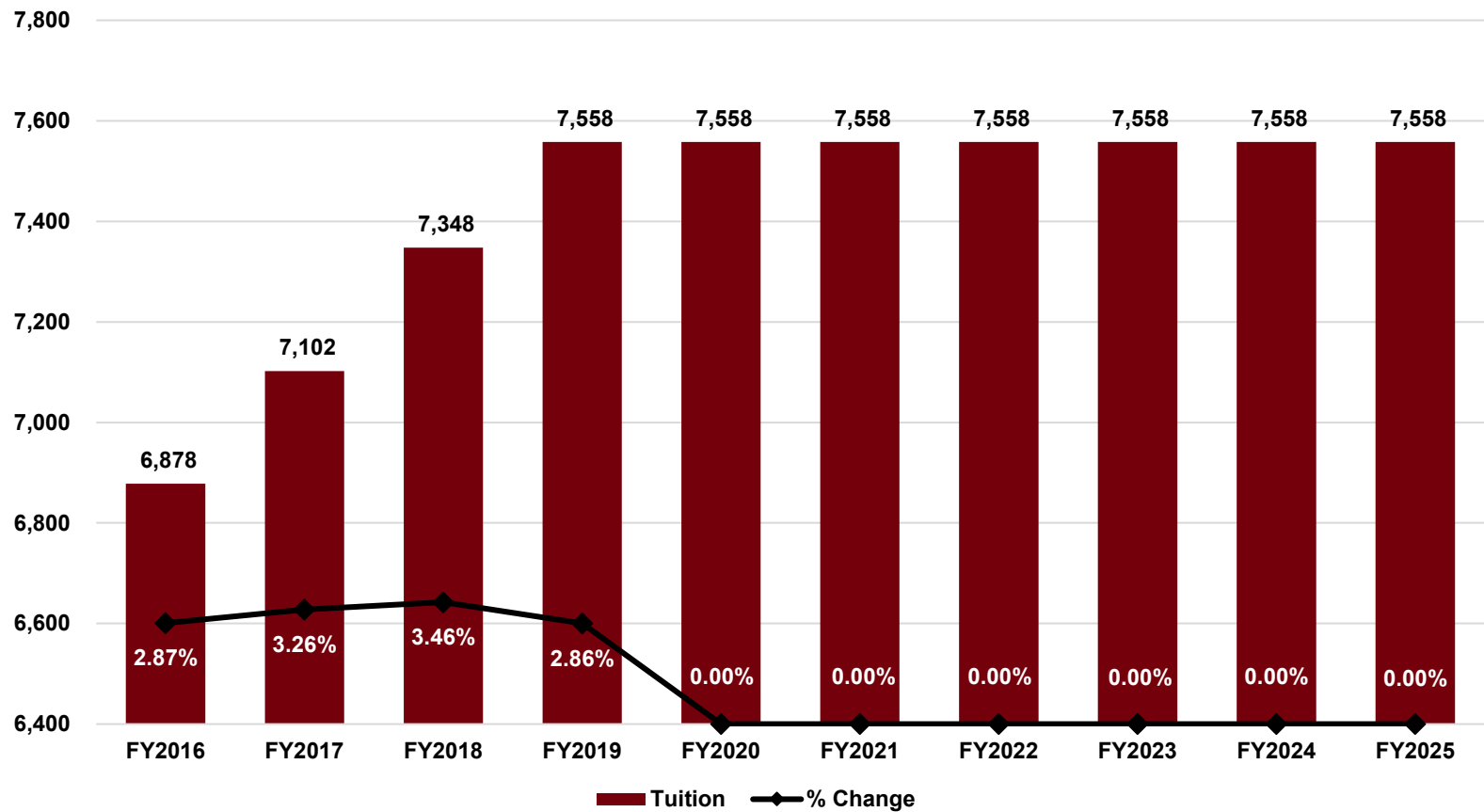
# PALMETTO COLLEGE DEGREES AWARDED



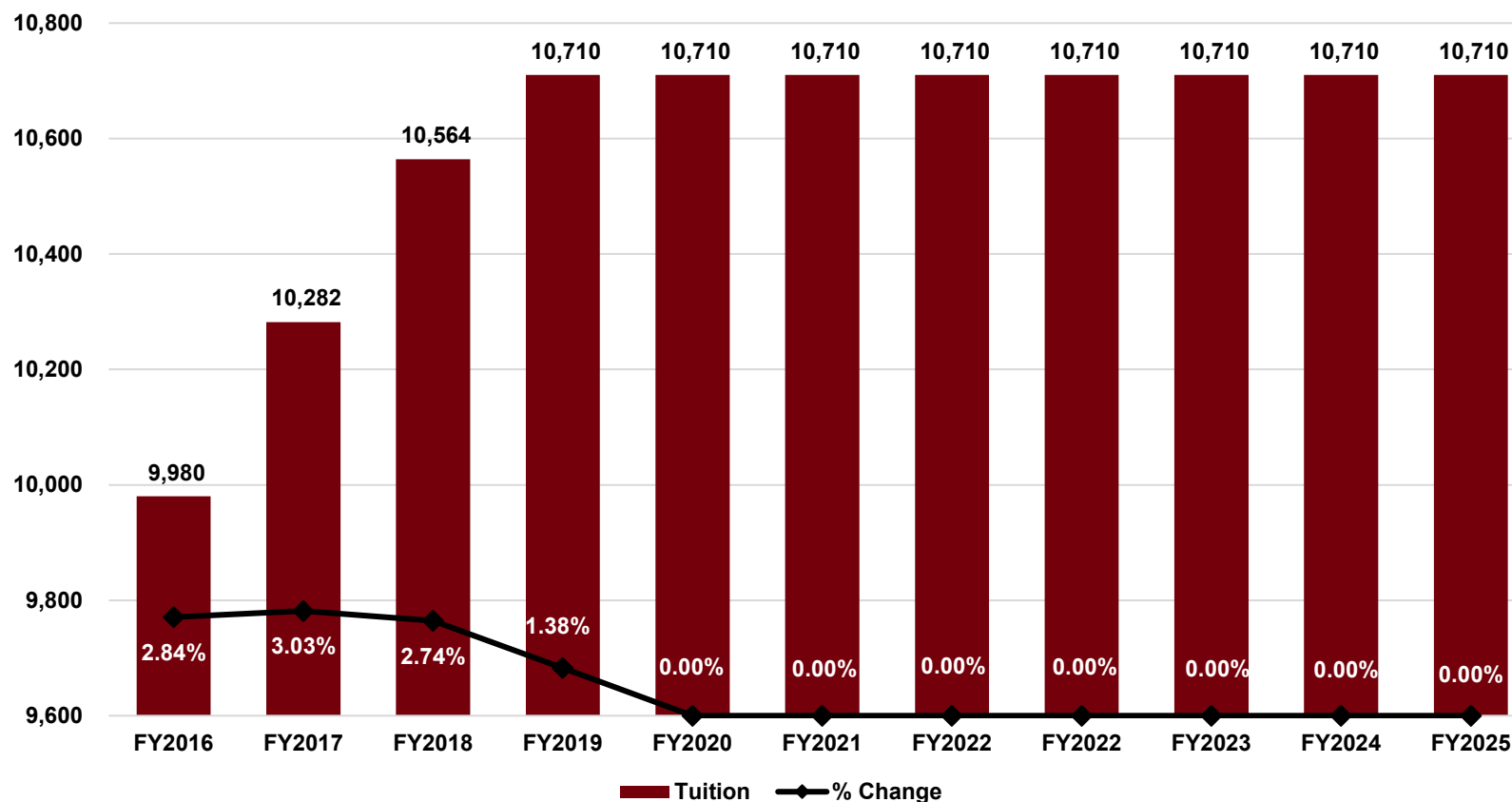


# PALMETTO REGIONAL COLLEGES

## IN-STATE UNDERGRADUATE TUITION & REQUIRED FEES



# PALMETTO COLLEGE ONLINE IN-STATE UNDERGRADUATE TUITION & REQUIRED FEES



# LANCASTER

## UNDERGRADUATE TUITION & FEES PER SEMESTER

	2023-2024	\$ Change	2024-2025
USC Lancaster			
<b>Resident Undergraduate Tuition</b>			
Educational & General	\$ 3,239.00	-	\$ 3,239.00
Renovation Reserve	50.00	-	50.00
Campus Activity	45.00	-	45.00
Athletics Activity	195.00	-	195.00
Gregory Wellness Center	50.00	-	50.00
Total Resident Undergraduate Tuition	\$ 3,579.00	-	\$ 3,579.00
Technology Fee	200.00	-	200.00
<b>Total Required Tuition and Fees</b>	<b>\$ 3,779.00</b>	<b>\$ -</b>	<b>\$ 3,779.00</b>
<b>Non-Resident Undergraduate Tuition</b>			
Educational & General	\$ 8,579.00	-	\$ 8,579.00
Renovation Reserve	50.00	-	50.00
Campus Activity	45.00	-	45.00
Athletics Activity	195.00	-	195.00
Gregory Wellness Center	50.00	-	50.00
Total Resident Undergraduate Tuition	\$ 8,919.00	-	\$ 8,919.00
Technology Fee	200.00	-	200.00
<b>Total Required Tuition and Fees</b>	<b>\$ 9,119.00</b>	<b>\$ -</b>	<b>\$ 9,119.00</b>



# SALKEHATCHIE

## UNDERGRADUATE TUITION & FEES PER SEMESTER

	2023-2024	\$ Change	2024-2025
USC Salkehatchie			
<b>Resident Undergraduate Tuition</b>			
Educational & General	\$ 3,472.00	-	\$ 3,472.00
Renovation Reserve	34.00	-	34.00
Campus Activity	13.00	-	13.00
Athletics Activity	60.00	-	60.00
Total Resident Undergraduate Tuition	\$ 3,579.00	-	\$ 3,579.00
Technology Fee	200.00	-	200.00
<b>Total Required Tuition and Fees</b>	<b>\$ 3,779.00</b>	<b>\$ -</b>	<b>\$ 3,779.00</b>
<b>Non-Resident Undergraduate Tuition</b>			
Educational & General	\$ 8,812.00	-	\$ 8,812.00
Renovation Reserve	34.00	-	34.00
Campus Activity	13.00	-	13.00
Athletics Activity	60.00	-	60.00
Total Resident Undergraduate Tuition	\$ 8,919.00	-	\$ 8,919.00
Technology Fee	200.00	-	200.00
<b>Total Required Tuition and Fees</b>	<b>\$ 9,119.00</b>	<b>\$ -</b>	<b>\$ 9,119.00</b>



# SUMTER

## UNDERGRADUATE TUITION & FEES PER SEMESTER

	2023-2024	\$ Change	2024-2025
<b>USC Sumter</b>			
<b>Resident Undergraduate Tuition</b>			
Educational & General	\$ 3,333.00	-	\$ 3,333.00
Renovation Reserve	40.00	-	40.00
Athletics Activity	160.00	-	160.00
Campus Activity	46.00	-	46.00
Total Resident Undergraduate Tuition	\$ 3,579.00	-	\$ 3,579.00
Technology Fee	200.00	-	200.00
<b>Total Required Tuition and Fees</b>	<b>\$ 3,779.00</b>	<b>\$ -</b>	<b>\$ 3,779.00</b>
<b>Non-Resident Undergraduate Tuition</b>			
Educational & General	\$ 8,673.00	-	\$ 8,673.00
Renovation Reserve	40.00	-	40.00
Athletics Activity	160.00	-	160.00
Campus Activity	46.00	-	46.00
Total Resident Undergraduate Tuition	\$ 8,919.00	-	\$ 8,919.00
Technology Fee	200.00	-	200.00
<b>Total Required Tuition and Fees</b>	<b>\$ 9,119.00</b>	<b>\$ -</b>	<b>\$ 9,119.00</b>



# UNION

## UNDERGRADUATE TUITION & FEES PER SEMESTER

	2023-2024	\$ Change	2024-2025
<b>USC Union</b>			
<b>Resident Undergraduate Tuition</b>			
Educational & General	\$ 3,334.00	-	\$ 3,334.00
Renovation Reserve	50.00	-	50.00
Campus Activity	195.00	-	195.00
Total Resident Undergraduate Tuition	\$ 3,579.00	-	\$ 3,579.00
Technology Fee	200.00	-	200.00
<b>Total Required Tuition and Fees</b>	<b>\$ 3,779.00</b>	<b>\$ -</b>	<b>\$ 3,779.00</b>
<b>Non-Resident Undergraduate Tuition</b>			
Educational & General	\$ 8,674.00	-	\$ 8,674.00
Renovation Reserve	50.00	-	50.00
Campus Activity	195.00	-	195.00
Total Resident Undergraduate Tuition	\$ 8,919.00	-	\$ 8,919.00
Technology Fee	200.00	-	200.00
<b>Total Required Tuition and Fees</b>	<b>\$ 9,119.00</b>	<b>\$ -</b>	<b>\$ 9,119.00</b>



# PALMETTO COLLEGE ONLINE

## UNDERGRADUATE TUITION & FEES PER SEMESTER

	2023-2024	\$ Change	2024-2025
<b>Palmetto College Online</b>			
<b>Resident Undergraduate Tuition</b>			
Educational & General	\$ 4,899.00	-	\$ 4,899.00
Institutional Bond	240.00	-	240.00
Renovation Reserve	20.00	-	20.00
Student Services	40.00	-	40.00
Total Resident Undergraduate Tuition	\$ 5,199.00	-	\$ 5,199.00
Technology Fee	156.00	-	156.00
<b>Total Required Tuition and Fees</b>	<b>\$ 5,355.00</b>	<b>\$ -</b>	<b>\$ 5,355.00</b>
<b>Non-Resident Undergraduate Tuition</b>			
Educational & General	\$ 10,128.00	-	\$ 10,128.00
Institutional Bond	240.00	-	240.00
Renovation Reserve	20.00	-	20.00
Student Services	40.00	-	40.00
Total Resident Undergraduate Tuition	\$ 10,428.00	-	\$ 10,428.00
Technology Fee	156.00	-	156.00
<b>Total Required Tuition and Fees</b>	<b>\$ 10,584.00</b>	<b>\$ -</b>	<b>\$ 10,584.00</b>



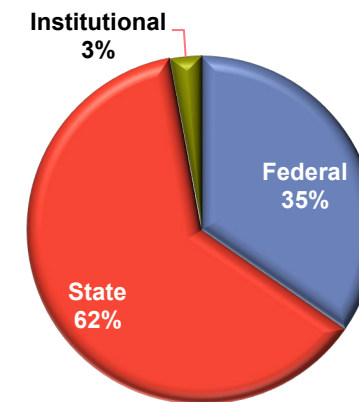
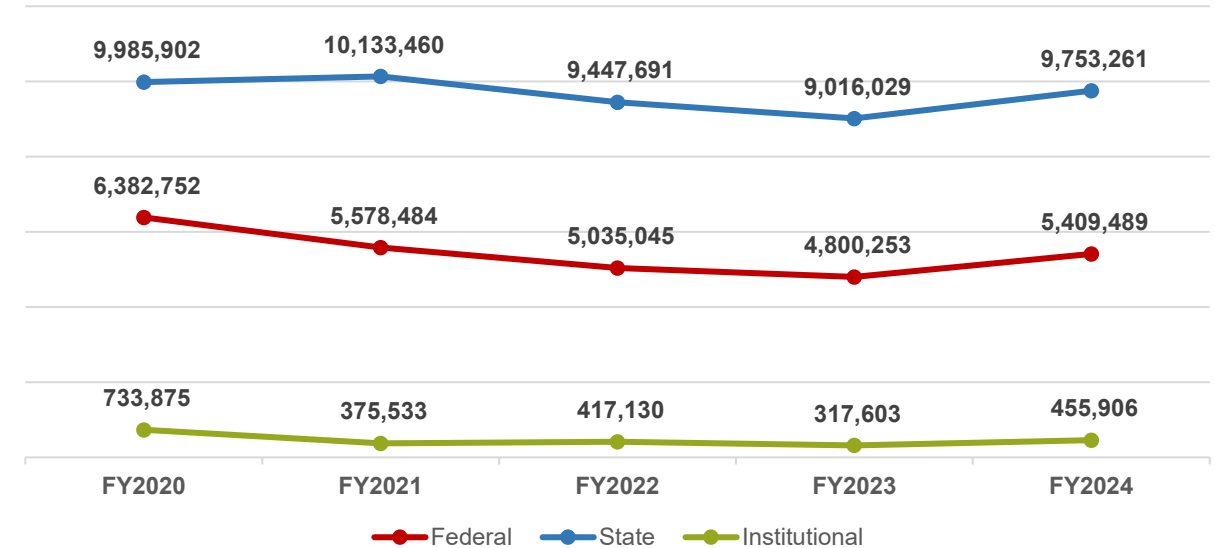
# PALMETTO COLLEGE FY2024 SCHOLARSHIPS AND GRANTS

Federal	# Students	FY2024
Pell Grant	1,028	\$ 5,286,193
SEOG Grant	154	123,296
<b>Federal Totals</b>	<b>1,182</b>	<b>\$ 5,409,489</b>

State	# Students	FY2024
LIFE Scholarship	874	\$ 3,992,500
SC Need Based Grant	582	1,176,939
National Guard Grant	10	44,000
SC Lottery Tuition Assistance Program	4,924	4,421,322
Palmetto Fellows Scholarship	17	118,500
<b>State Totals</b>	<b>6,407</b>	<b>\$ 9,753,261</b>

Institutional	# Students	FY2024
Internal Awards	497	\$ 455,906
<b>Institutional Totals</b>	<b>497</b>	<b>\$ 455,906</b>

<b>Total Scholarship and Grant Aid</b>	<b>\$ 15,618,657</b>
--	----------------------



UNIVERSITY OF  
South Carolina



# PALMETTO COLLEGE MINORITY OVERVIEW

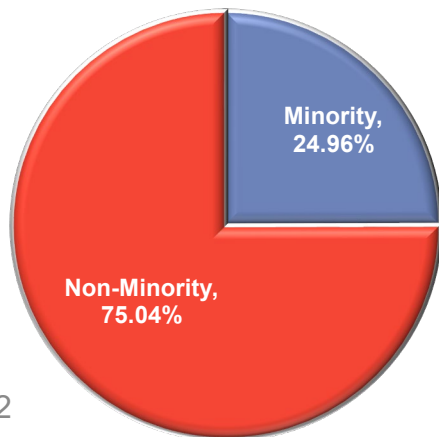
## Administration



### ADMINISTRATION

Total Administration	4
Number Minority	-
% Minority	0.00%

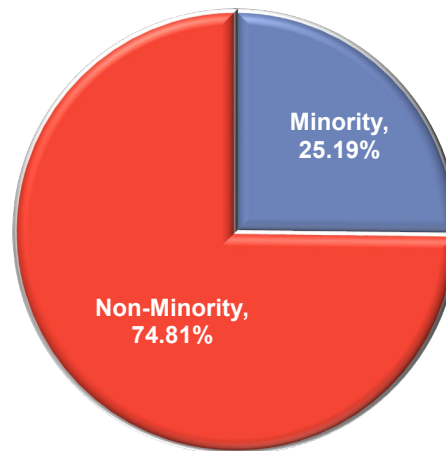
## Employees



### FTEs

Total FTEs	385
Number Minority	97
% Minority	25.19%

## FTEs



### EMPLOYEES

All Employees	577
Number Minority	144
% Minority	24.96%



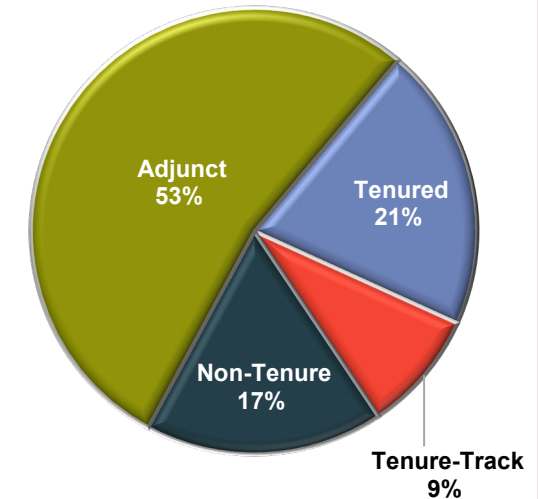
# **PALMETTO COLLEGE FACULTY-STUDENT RATIO**

<b>College</b>	<b>Ratio</b>
Lancaster	1:23
Salkehatchie	1:15
Sumter	1:19
Union	1:17



# PALMETTO COLLEGE TENURED VS. NON-TENURED FACULTY OVERVIEW

College	Tenured	Tenure-Track	Non-Tenure	Adjunct	Total
Lancaster	30	7	18	36	91
Salkehatchie	10	5	6	26	47
Sumter	15	8	18	42	83
Union	6	6	9	53	74
<b>Overall Institution</b>	<b>61</b>	<b>26</b>	<b>51</b>	<b>157</b>	<b>295</b>



# PALMETTO COLLEGE 4% FEE WAIVER

	Lancaster		Salkehatchie		Sumter		Union	
	FY2024	FY2025	FY2024	FY2025	FY2024	FY2025	FY2024	FY2025
Credit Hours	34,136	40,370	12,675	12,680	26,461	28,441	19,112	23,364
Full-Time Hourly Base	12	12	12	12	12	12	12	12
FTE Equivalent	2,845	3,364	1,056	1,057	2,205	2,370	1,593	1,947
Resident Tuition	\$ 3,579	\$ 3,579	\$ 3,579	\$ 3,579	\$ 3,579	\$ 3,579	\$ 3,579	\$ 3,579
Equivalent \$ of Full Fee	\$ 10,181,062	\$ 12,040,353	\$ 3,780,319	\$ 3,781,810	\$ 7,891,993	\$ 8,482,528	\$ 5,700,154	\$ 6,968,313
<b>Capacity</b>	<b>\$ 407,242</b>	<b>\$ 481,614</b>	<b>\$ 151,213</b>	<b>\$ 151,272</b>	<b>\$ 315,680</b>	<b>\$ 339,301</b>	<b>\$ 228,006</b>	<b>\$ 278,733</b>
Usage	\$ 109,688	\$ 87,981	\$ 31,591	\$ 55,649	\$ 153,228	\$ 192,662	\$ 62,590	\$ 56,813
Available Capacity	\$ 297,555	\$ 393,634	\$ 119,622	\$ 95,623	\$ 162,452	\$ 146,640	\$ 165,416	\$ 221,920



# PALMETTO COLLEGE

## FEE WAIVER & ABATEMENTS

	FY2022			FY2023			FY2024		
Class	# Students	Non-Resident	Resident	# Students	Non-Resident	Resident	# Students	Non-Resident	Resident
<b>4% Fee Waivers</b>									
Freshmen	313	267	46	216	191	25	379	357	22
Sophomore	164	154	10	119	103	16	152	126	26
Junior	65	58	7	102	87	15	118	103	15
Senior	31	29	2	18	18	-	21	19	2
Other	1	1	-	-	-	-	-	-	-
<b>Total</b>	<b>574</b>	<b>509</b>	<b>65</b>	<b>455</b>	<b>399</b>	<b>56</b>	<b>670</b>	<b>605</b>	<b>65</b>
<b>Abatements - Full</b>									
Freshmen	88	-	88	131	-	131	157	-	157
Sophomore	54	-	54	37	-	37	42	-	42
Junior	25	2	23	2	-	2	3	-	3
Senior	-	-	-	-	-	-	1	-	1
Other	-	-	-	-	-	-	-	-	-
<b>Total</b>	<b>167</b>	<b>2</b>	<b>165</b>	<b>170</b>	<b>-</b>	<b>170</b>	<b>203</b>	<b>-</b>	<b>203</b>
<b>Abatements - Partial</b>									
Freshmen	-	-	-	-	-	-	-	-	-
Sophomore	-	-	-	-	-	-	-	-	-
Junior	-	-	-	-	-	-	-	-	-
Senior	-	-	-	-	-	-	-	-	-
Other	-	-	-	-	-	-	-	-	-
<b>Total</b>	<b>-</b>	<b>-</b>	<b>-</b>	<b>-</b>	<b>-</b>	<b>-</b>	<b>-</b>	<b>-</b>	<b>-</b>



# SYSTEM ADDITIONAL INFORMATION

- **Budget Document**

- [https://www.sc.edu/about/offices\\_and\\_divisions/budget/budget\\_documents/index.php](https://www.sc.edu/about/offices_and_divisions/budget/budget_documents/index.php)

- **Comprehensive Annual Financial Report**

- [https://www.sc.edu/about/offices\\_and\\_divisions/controller/financial\\_reporting/financial\\_statements/index.php](https://www.sc.edu/about/offices_and_divisions/controller/financial_reporting/financial_statements/index.php)

- **Transparency Initiative**

- <http://spend.admin.sc.edu/>





UNIVERSITY OF  
**South Carolina**





HIGHER EDUCATION COMMITTEE FOR THE  
HOUSE WAYS AND MEANS COMMITTEE

# 2025-26 BUDGET REQUEST

COL (Ret.) Alexander Conyers  
PRESIDENT, SOUTH CAROLINA STATE UNIVERSITY



# Key Officials

---



**COL (Ret.) Alexander Conyers**  
President

**Douglas Gantt**  
Board of Trustees Chairman

**Dr. Frederick M.G. Evans**  
Provost and Vice President for Academic Affairs

**Shondra F. Abraham**  
Chief of Staff

**Dr. Tamara Jeffries**  
Vice President for Student Affairs

**Dr. Gerald Hubbard Smalls**  
Vice President of Finance and Operation/CFO

**Dr. Manicia Finch**  
Vice President for Enrollment Management

**Dr. John M. Lee, Jr.**  
Vice President of Institutional Advancement

**Dr. Louis Whitesides**  
Vice President for Public Service and Agriculture/Acting  
Vice President for Research

**Oliver Pough**  
Interim Director of Athletics

**Eric Ham**  
Chief Information Officer

**Delbert Foster**  
Associate Administrator of 1890 Research and Extension

**Ken Davis**  
Associate Vice President Facilities Management/Planning  
and Construction

**Nashiba Boyd**  
General Counsel

**Hope Blackley**  
Legislative Liaison

# Legislative Request 2025-2026



## HIGHLIGHTS

### Enrollment

- 35% enrollment growth since 2019

### Tuition Stabilization/DEI Initiatives

- No increase in tuition/fees since last year-providing free parking passes
- No funding spent on DEI initiatives

### Fundraising

- Alumni giving increased 26.4%
- Raised \$1M+ at the Alumni Reunion Banquet on May 3rd consecutive year
- Expanded the Miller Society: 2007-21/35 Members 2022-2025/51Members

### Student Enrollment and Success

- Established a professional advising program designed for first-time freshmen aimed at increased retention rates.

### Curriculum and Research

- Research grant funding is up over 35% than this time last year
- University is poised to become a Research 2 Designated Institution

## CHALLENGES

### Infrastructure

- Average age of campus building is 60 years old

### Housing for Students, Faculty and Staff

- Lack of adequate off campus student housing restricts ability to limit on campus housing to freshmen and sophomores
- Lack of affordable modern housing impacts the ability to attract and retain new faculty and staff

### High Cost of In-State Tuition

- Highest of any public HBCU/Student Enrollment Correlation (Numbers are from 2023)

FAMU	\$5,785/9215	NCCU	\$6,599/7553
NCAT	\$6,733/13322	MSU	\$8,008/9101
DSU	\$8,358/5826	NSU	\$9,622/5783
<b>SCSU</b>		<b>\$11,060/2649</b>	

## APPROPRIATIONS REQUEST

Capital Request (4 projects) .....	\$156,200,000
Non-Recurring Request (3 projects) .....	\$ 22,897,800
Recurring Request (4 projects) .....	\$ 8,483,581

**Total Appropriations Request ..... \$187,581,381**

*Provisio to forgive the South Carolina Recovery Loan annual payment of \$355,036.00.*

## MAJOR CAPITAL PROJECTS REQUEST

### Priority# 1 New Convocation Center- \$65M

- SHM opened in 1968- capacity, health and safety issues  
Serves the entire community- high school graduations, voting precinct, emergency shelter and more

### Priority #2- Renovation of Nance Hall - \$15M

- New home for new College of Agriculture, Family and Consumer Sciences
- Will support the state's growing agriculture needs with new programs in conjunction with new veterinarian program

### Priority #3- New Health and Wellness Center- \$40M

- No health and wellness center on campus for students, faculty or staff
- Would also serve the greater community

**TOTAL MAJOR CAPITAL PROJECTS REQUEST \$120M**

# FY 2025-2026 Budget Requests

---



<b>Total Budget Requests (11)</b> .....	<b>\$187,581,381</b>
Total Capital Budget Requests (4).....	\$156,200,000
Total Non-Recurring Budget Requests (3).....	\$22,897,800
Total Recurring Budget Requests (4).....	\$8,483,581

# FY 2025-2026 Budget Requests, Cont'd



## Capital Requests:

### Replacement of Smith Hammond Middleton Convocation Center- \$65,000,000

- Current facility built in 1968 (55 years old)
- To enhance the academic and event planning capacity of the University and provide needed resources for many stakeholders
- Serves Academics and Convocation Purposes

### Renovation of Dr. Maceo O. Nance Hall - Establishment of the New College of Agriculture, Family and Consumer Sciences - \$15,000,000

- New placement of the School of Agriculture, Family and Consumer Sciences
- To enhance the agriculture-based education framework and grow new programs to the match the workforce development need
- To upgrade and replace outdated functions to include new HVAC system and roofing

### Capital Renovation and Sustainability Plan - \$36,200,000

- To provide additional beds by upgrading older residential halls to a functional state to assist with the enrollment growth and housing needs.
- To provide a permanent home for the Graduate program at the University

### Replacement of Staley Hall (New Health and Wellness Center) - \$40,000,000

- Current structure built in 1954 (69 years old)
- Former School of Agriculture and Home Economics (Historical 1890 HBCU)
- Enhance the health and wellness of the University and community
- Establish the first Health and Wellness Center for the University

# FY 2025-2026 Budget Requests, Cont'd



## Non-Recurring Requests:

### Emergency Generator/Decentralized Boiler - \$4,000,000

- To improve campus environment by contributing to the safety and security on campus and the continued learning environment.
- To minimize and eliminate interruptions in campus life due to power outages.

### Enhancing Americans with Disabilities Act (ADA) Compliance, demolition of older buildings - \$8,710,000

- The university is currently out of compliance with many of The Americans with Disabilities Act (ADA) regulations
- Improve the access, safety, and security of the campus for people with disabilities
- Provide and/or upgrading sidewalks, signage, bathrooms, parking lots, elevators, and buildings to follow ADA regulations
- Demolish older buildings to construct newer educational and research facilities that support the recent and forecast growth in enrollment

### New Communication and Learning Technology Infrastructure Platform - \$10,187,800

- Support educational excellence, increase student and faculty productivity, support security needs, and support economic growth and competitiveness by attracting top-tier students and faculty and preparing students for the technology-driven job market
- Enhance the modernization and expansion of our aging network infrastructure with
  - o Increased demand for bandwidth to support academic purposes, social interaction, research, and content creation
  - o Support for cloud-based computing that enhances efficiency, scalability, and cost-effectiveness for storage, data processing, and essential applications
  - o A fully connected campus by closing the gaps in our wireless network, ensuring that all academic, residential, and administrative areas are fully covered
  - o Security enhancements for the deployment of additional cameras, emergency call boxes, and access control systems across campus, all of which depend on a reliable and secure network backbone.

# FY 2025-2026 Budget Requests, Cont'd



## Recurring Requests:

### Tuition Mitigation and Inflationary Cost - \$3,293,581

- To support an increase in the overall retention rate by keeping tuition levels affordable
- To support recruiting and retaining a high quality, diverse faculty
- To improve the safety and security on campus, leveraging campus and community collaboration

### Increasing in Academic Scholarship: Education, Speech Pathology, Transportation, and Engineering - \$4,190,000

- Support the increase of overall enrollment within the University
- Attract students to the various programs

### FTEs/Convert Interim FTEs to Permanent - \$0

- To convert 85.02 FTEs from interim positions to permanent.
- Support the strategy to increase the number of first time and transfer students
- Increase the overall retention rates
- Increase opportunities for students that include more research and experimental learning opportunities and additional courses via online learning

### Establishment of the New College of Agriculture, Family and Consumer Sciences - \$1,000,000

- Associated with a capital request.
- To enhance the agriculture-based education framework and grow new programs to match the agriculture need with an emphasis on Pre-Veterinary and Animal Science
- Enhance the health and wellness of the University and community

# FY 2025-2026 Budget Requests, Cont'd



## Proviso:

19.1. (SCSU: Truth Hall and Green Student Center) Any appropriations carried forward from prior fiscal years or received in the current fiscal year by South Carolina State University for maintenance, repairs, and renovations may be expended on Truth Hall and Green Student Center. Any excess funds may be carried forward by the University and expended for the same purposes.

### Action Requested – Amend – Specifying funding received for Turner Hall and Whittaker Library (SCSU: Truth Hall, Green Student Center, Turner Hall and Whittaker Library)

Any appropriations carried forward from prior fiscal years or received in the current fiscal year by South Carolina State University for maintenance, repairs, and renovations may be expended on Truth Hall, Green Student Center, Turner Hall and Whittaker Library. Any excess funds may be carried forward by the University and expended for the same purposes.

### Request for New Proviso:

- *SC State University respectfully request the following proviso be included in the upcoming state budget to forgive the South Carolina Recovery Loan annual payment of \$355,036.00.*
  - Current outstanding balance is \$2,068,274.1 - million dollars (remaining balance of the \$12 million-dollar initial loan amount):
- “SC State is issued loan forgiveness for the balance of the SC Budget Control Board Operating Loan with an original principal amount of \$6,000,000, terms from 2015-2032 and all associated interest and any other associated cost.”

# FY 2025-2026 Budget Requests, Cont'd

---



## Changes to Other Funds:

- South Carolina State University has no changes to other funds in the current budget; thus, the university has no changes or deletions or newly requested changes for FY 2025-2026.



# Structures built in the 1960's



*Fifty-six years later, Smith-Hammond-Middleton Memorial Center is the only structure of the three that is still scheduled to be used for its original purpose.*



Smith-Hammond-Middleton Memorial Center



Old Carolina Coliseum



Old Santee Building, US 301





# FY 2025-26 Budget Request

## January 21, 2025

---

HOUSE WAYS AND MEANS COMMITTEE

---

COL (Ret.) Alexander Conyers  
President, South Carolina State University

# College Highlights

---



## **Enrollment**

- 35% enrollment growth since 2019

## **Fundraising**

- Alumni giving increased 26.4%
- Raised \$1M at the Alumni Reunion Banquet on May 7, marking the third consecutive year.
- Expanded the Miller Society through unprecedented growth
  - 3-year effort doubled the Miller Society membership that was attained over the previous 17 years.

## **Student Enrollment and Success**

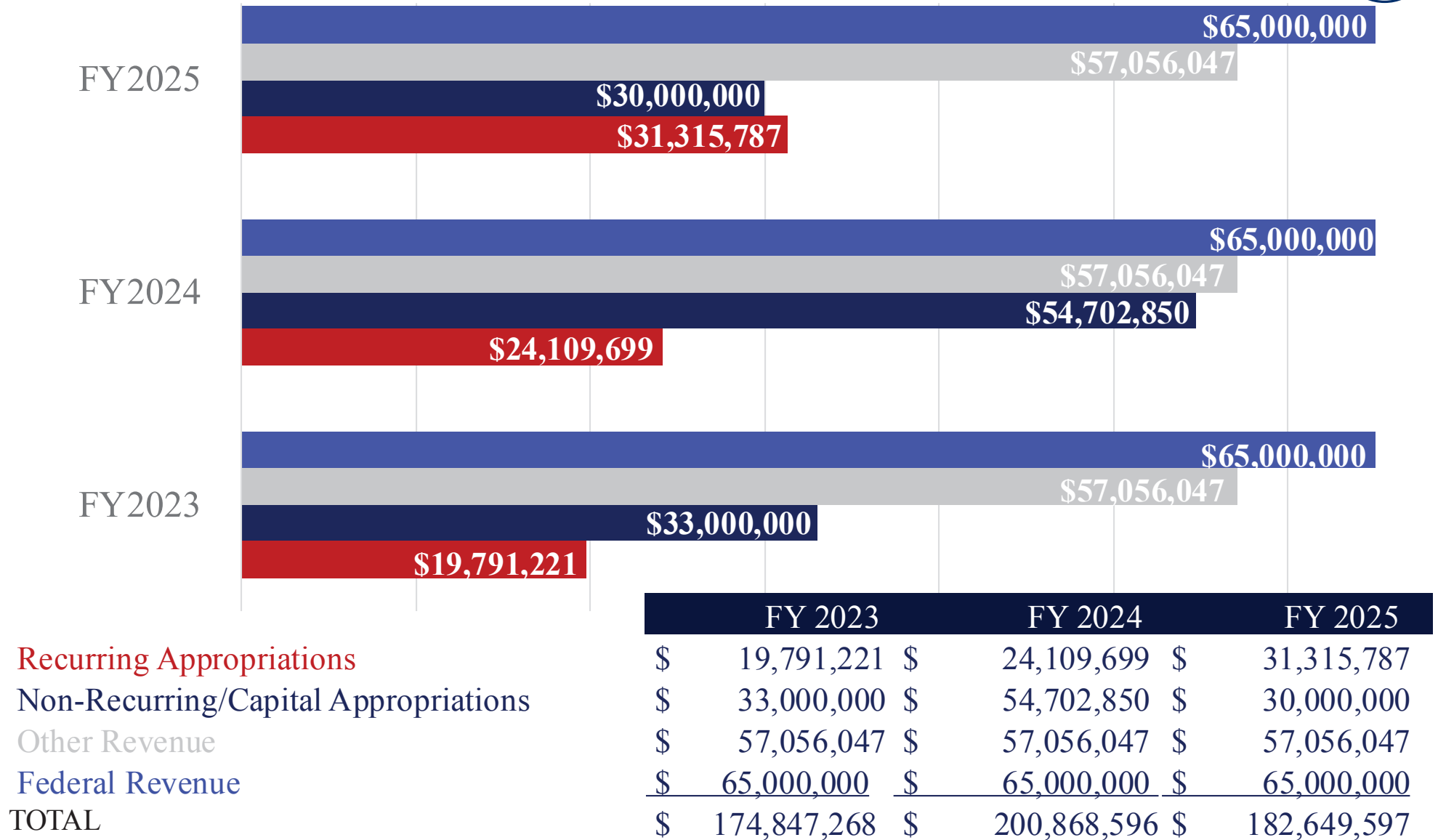
- Established a professional advising program designed for first-time freshmen aimed at increased retention rates.

## **Curriculum and Research**

- Research grant funding is up over 35% than this time last year.

## **Enhance the University's Brand**

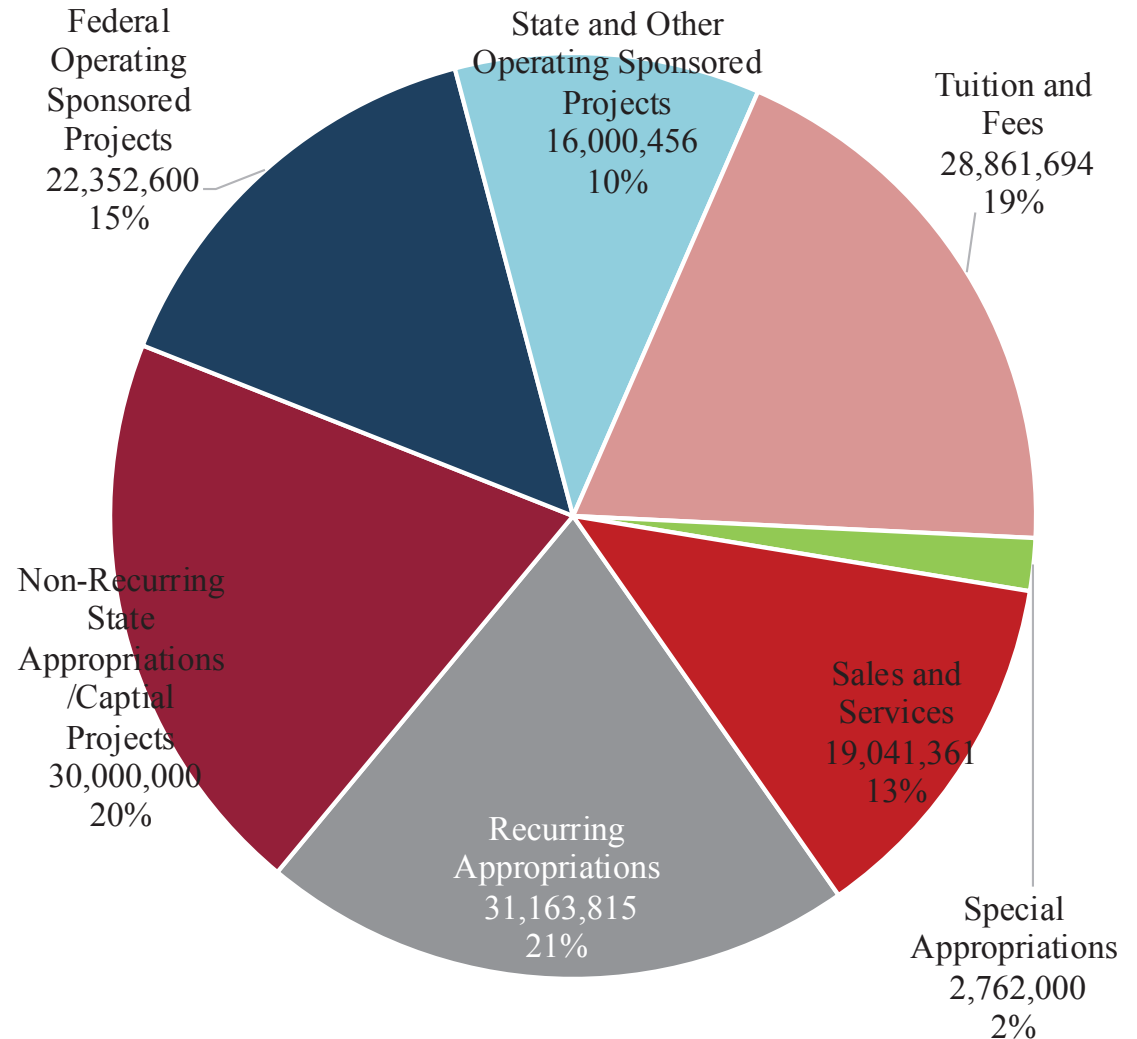
- Capitalized on the HBCU National Football Championship by combining the recent spring football game with Open House, resulting in over 3000 students and parents visiting the campus.





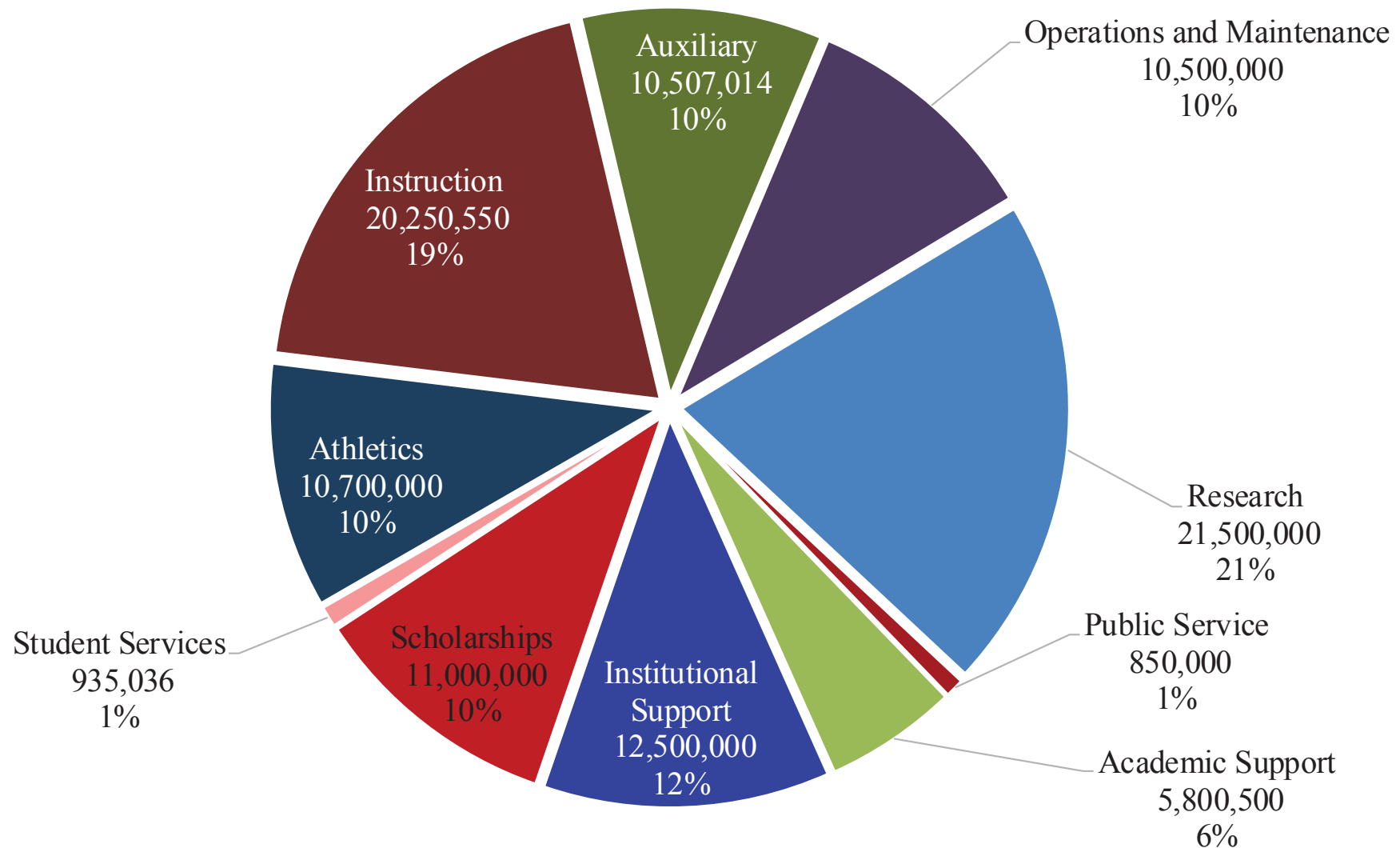
# Current Year Revenue Projection - \$150,181,926

Recurring Appropriations	\$31,163,815
Non-Recurring State Appropriations/Capital Projects	\$30,000,000
Replacement of Whittaker Library	
Federal Operating Sponsored Projects	\$22,352,600
State and Other Operating Sponsored Projects	\$16,000,456
Tuition and Fees	\$28,861,694
Special Appropriations	\$2,762,000
Sales and Services	\$19,041,361
TOTAL	\$150,181,926





## Total Current Year Expenses Projection - \$104,543,100





Budget Request	FY2024-2025 Request	FY2025-2026 Request	Change
Capital Budget Request (4 projects)	\$ 132,969,310	\$ 156,200,000	\$ 23,230,690
Non-Recurring Budget Request (3 projects)	\$ 15,710,000	\$ 22,897,800	\$ 7,187,800
Recurring Budget Request (4 projects)*	<u>\$ 5,957,532</u>	<u>\$ 8,483,581</u>	<u>\$ 2,526,049</u>
<b>TOTAL</b>	<b>\$ 154,636,842</b>	<b>\$ 187,581,381</b>	<b>\$ 32,944,539</b>

\*A recurring request was added after the EBO submission (Establishment of the New College of Agriculture, Family and Consumer Sciences - \$1,000,000).



Recurring Request		FY 2023-2024	FY 2024-2025	FY 2025-2026	Change	Comments
Tuition Mitigation and Inflationary Costs	\$	2,723,896	\$ 2,293,851	\$ 3,293,581		- Projected inflation increase
Increase in Academic Scholarships	\$	4,190,000	\$ 4,190,000	\$ 4,190,000		- Repeat request
FTEs/Convert Interim FTEs to Permanent – <ul style="list-style-type: none"><li>Increased student enrollment and partnerships require additional:<ul style="list-style-type: none"><li>Faculty</li><li>Staff</li><li>Campus police.</li></ul></li></ul>	\$	-	\$ 1,767,532	\$ -		- Request for funding removed.  Requesting a status change from interim to authorized; 85.02 FTEs
Establishment of the New College of Agriculture, Family and Consumer Sciences	\$	-	\$ -	\$ 1,000,000		- New Request
<b>TOTAL</b>	<b>\$</b>	<b>6,913,896</b>	<b>\$ 8,251,383</b>	<b>\$ 8,483,581</b>		<b>-</b>



# Budget Request Overview, cont'd



Non-Recurring Request	FY 2023-2024	FY 2024-2025	FY 2025-2026	Change	Comments
Emergency Generators / Decentralized Boilers – Contribute to the safety and security of the campus. Eliminate interruption to campus activities.	\$ 4,000,000	\$ 4,000,000	\$ 4,000,000	\$	- Repeat request
Enhancing Americans with Disabilities Act (ADA) Compliance, Demolition of Older Buildings – Upgrade sidewalks, add elevators, resurface parking lots, upgrade bathrooms.	\$ 2,710,000	\$ 2,710,000	\$ 8,710,000	\$	- Repeat request with funding added for demolition
New Communication and Learning Technology Infrastructure Platform – Enhance data security, upgrade wiring infrastructure, transition to cloud-based computing, increase bandwidth.	\$ 5,000,000	\$ 5,000,000	\$ 10,187,800	\$	- Repeat request. Inflationary increase included

# Budget Request Overview, cont'd



Non-Recurring Request	FY 2023-2024	FY 2024-2025	FY 2025-2026	Change	Comments
Student Success Programs	\$ 2,000,000	\$ 2,000,000	\$ -	\$ -	- Withdrew request
Matching Funds to Increase Research Grants	\$ 2,000,000	\$ 2,000,000	\$ -	\$ -	- Withdrew request
<b>TOTAL</b>	<b>\$ 15,710,000</b>	<b>\$ 15,710,000</b>	<b>\$ 22,897,800</b>	<b>\$ -</b>	

# Budget Request Overview, cont'd



Capital Request	FY 2023-2024	FY 2024-2025	FY 2025-2026	Change	Comments
Turner Hall Replacement	\$ 54,702,850	\$ -	\$ -	\$ -	- Funds awarded FY2023-2024.
Replacement of Whittaker Library	\$ 30,319,310	\$ 30,319,310	\$ -	\$ -	- Funds awarded FY2024-2025.
Replacement of Smith Hammond Middleton Convocation/Academic Center	\$ 45,000,000	\$ 45,000,000	\$ 65,000,000	\$ -	- Priority 1 request
Renovation of Dr. Maceo O. Nance Hall	\$ 36,000,000	\$ 12,650,000	\$ 15,000,000	\$ -	- Inflationary cost increase
• Establishment of the New College of Agriculture, Family and Consumer Sciences					

# Budget Request Overview, cont'd



Capital Request	FY 2023-2024	FY 2024-2025	FY 2025-2026	Change	Comments
Capital Renovation and Sustainability Plan <ul style="list-style-type: none"> <li>Renovates a building to house the Graduate School Program.</li> <li>Directly contributes to resolving the urgent need for more student housing.</li> </ul>	\$ -	\$ -	\$ 36,200,000	\$ -	- New request
Replacement of Staley Hall <ul style="list-style-type: none"> <li>New Health and Wellness Center</li> </ul>	\$ 40,000,000	\$ 40,000,000	\$ 40,000,000	\$ -	- Repeat request
<b>TOTAL</b>	<b>\$ 206,022,160</b>	<b>\$ 127,969,310</b>	<b>\$ 156,200,000</b>	<b>\$ -</b>	



## Total Recurring Budget Request

**\$8,483,581**

REQUEST	AMOUNT	DESCRIPTION OF REQUEST
Tuition Mitigation and Inflationary costs	\$ 3,293,851	<ul style="list-style-type: none"><li>To support an increase in the overall retention rate by keeping tuition levels affordable</li><li>To support recruiting and retaining a high quality, diverse faculty</li><li>To improve the safety and security on campus, leveraging campus and community collaboration</li></ul>
Increase in Academic Scholarships	\$ 4,190,000	<ul style="list-style-type: none"><li>Support the increase of overall enrollment within the University.</li><li>Enhance the attraction and retention of students to important workforce related programs and majors.</li></ul>
FTEs/Convert Interim FTEs to Permanent	\$ -	<ul style="list-style-type: none"><li>To convert 85.02 FTEs from interim positions to permanent.</li><li>Support the strategy to increase the number of first time and transfer students</li><li>Increase the overall retention rates</li><li>Increase opportunities for students that include more research and experimental learning opportunities and additional courses via online learning</li></ul>
Establishment of the New College of Agriculture, Family and Consumer Sciences	\$ 1,000,000	<ul style="list-style-type: none"><li>Associated with a capital request.</li><li>To enhance the agriculture-based education framework and grow new programs to the match the agriculture need</li><li>Focus to include Pre-Veterinary and Animal Science</li></ul>

## Total Non-Recurring Budget Request

**\$22,897,800**

REQUEST	AMOUNT	DESCRIPTION OF REQUEST
Emergency Generators / Decentralized Boiler	\$4,000,000	<ul style="list-style-type: none"><li>• Layer of security to allow business to continue for students, faculty, and staff during a power outage</li><li>• The university is in an area where severe storms have become a regular occurrence</li><li>• The boiler request is to create efficiencies that over time will save money</li></ul>
Enhancing Americans with Disabilities Act (ADA) Compliance, demolition of older buildings	\$2,710,000	<ul style="list-style-type: none"><li>• To bring the University in compliance with many of The Americans with Disabilities Act (ADA) regulations.</li><li>• Improve the access, safety, and security of the campus for people with disabilities.</li><li>• Provide and/or upgrade sidewalks, signage, bathrooms, parking lots, elevators, and buildings to follow ADA regulations.</li><li>• Demolish older non-compliant buildings to construct newer educational and research facilities that support the recent and forecast growth in enrollment.</li></ul>



---

## Total Non-Recurring Budget Request

**\$22,897,800**

REQUEST	AMOUNT	DESCRIPTION OF REQUEST
New Communication and Learning Technology Infrastructure Platform	\$ 10,187,800	<ul style="list-style-type: none"><li>Enhance the communication systems that were installed over 50 years ago</li><li>To have a competitive advantage to recruit and retain outstanding students, faculty, and staff</li></ul>

# Capital Budget Requests



# Turner Hall Replacement



**Capital Reserve/Non-recurring funding awarded in FY 2023-24**



- Phase I completed
- Headed to Joint Bond Review Committee (JBRC) for Phase II approval
- August 2026 – Anticipated Completion Date

## Key Attributes

- Largest Education Center on Campus. Home of:
  - School of Education
  - Criminal Justice
  - Call Me Mister Program
  - General Education Programs
- Increasing the Number of Minority Teachers
- Addressing Teacher Shortage in SC
- Current structure built in 1928 (96 years old)



# Whittaker Library Replacement



**Capital Reserve/Non-recurring funding awarded in FY 2023-24**



- Under new A-1 submission process.
- Pending Joint Bond Review Committee (JBRC) Staff approval
- Current Structure built in 1968 (56 years old)
- Center for student learning engagement
- Serves as a community research and intellectual center



# Smith-Hammond-Middleton Memorial Center Replacement



- Top priority
- To enhance the academic and event planning landscape of the University
- To provide needed resources for the greater stakeholders in the City and County of Orangeburg.
- Current structure built in 1968 (56 years old)

# Nance Hall Renovation



- To enhance the agriculture-based education framework, and academic experience,
- To grow new programs to match the agriculture needs of SCSU.
- To provide a home for the School of Agriculture, Family, and Consumer Sciences.





# Staley Hall Replacement



- Former School of Agriculture and Home Economics (Historical 1890 NBCU)
- Provide community-based health and well-being programs for the faculty, staff, and student body.
- Enhance overall education, training, and fitness to promote health and wellness for the citizens of the Orangeburg community.
- Current structure built in 1954 (70 years old)

# Capital Renovation and Sustainability Plan



To provide additional on-campus housing to accommodate the enrollment growth:

- Miller Hall – Constructed in 1937 and closed in 2006
- Rowe Hall - Constructed in 1954 and closed in 2020
- Nix Hall – Constructed in 1954 and closed in 2020
- Queens Village (Six Units – Constructed between 1970 and 1975 and closed in 2015.
  - Three units currently under construction
  - Anticipated completion of 3 units - December 2024

To provide a dedicated location for the Graduate Services Program.

- Wilkinson Hall – Constructed in 1937



# FY 2025-25 Capital Budget Request



**Total Capital Budget Request**

**\$156,200,000**

REQUEST	AMOUNT	DESCRIPTION OF REQUEST
Replacement of Smith Hammond Middleton Memorial Center	\$ 65,000,000	<ul style="list-style-type: none"><li>• Current facility built in 1968 (55 years old)</li><li>• To enhance the academic and event planning capacity of the University and provide needed resources for many stakeholders</li><li>• Serves Academics and Convocation Purposes</li></ul>
Renovation of Dr. Maceo O. Nance Hall (Establishment of the New College of Agriculture, Family and Consumer Sciences)	\$ 15,000,000	<ul style="list-style-type: none"><li>• New placement of the College of Agriculture, Family and Consumer Science.</li><li>• To enhance the agriculture-based education framework and grow new programs to match the agriculture need of the state and local community.</li><li>• Upgrade and replace outdated infrastructure functionalities, including but not limited to, HVAC systems and roofing.</li></ul>
Capital Renovation and Sustainability Plan	\$ 36,200,000	<ul style="list-style-type: none"><li>• To provide additional beds by upgrading older dormitories to a functional state to assist with the enrollment growth and housing needs.</li><li>• To provide a permanent home for the Graduate program at the University</li></ul>

# FY 2025-25 Capital Budget Request, Cont'd



**Total Capital Budget Request** **\$156,200,000**

REQUEST	AMOUNT	DESCRIPTION OF REQUEST
Replacement of Staley Hall (New Health and Wellness Center)	\$ 40,000,000	<ul style="list-style-type: none"><li>• Current structure built in 1954 (69 years old)</li><li>• Former School of Agriculture and Home Economics University currently does not have a Health and Wellness Center.</li><li>• The Center will be used to enhance the health and wellness of not only our students, faculty, and staff will support sustainable living efforts throughout the Orangeburg city and the larger county community.</li></ul>



---

## Other Fund Request

SC State University does not have a request to change the current Other Fund authorization amount.

## Federal Fund Request

SC State University does not have a request to change the current Federal Fund authorization amount.

## FTE Request

To convert 85.02 FTEs from interim positions to permanent.

# Proviso Request

---



## Agency Specific - 1

19.1. (SCSU: Truth Hall and Green Student Center) Any appropriations carried forward from prior fiscal years or received in the current fiscal year by South Carolina State University for maintenance, repairs, and renovations may be expended on Truth Hall and Green Student Center. Any excess funds may be carried forward by the University and expended for the same purposes.

**Action Requested – Amend – Adding language for funding received for Turner Hall and Whittaker Library** (SCSU: Truth Hall, Green Student Center, Turner Hall, and Whittaker Library) Any appropriations carried forward from prior fiscal years or received in the current fiscal year by South Carolina State University for maintenance, repairs, and renovations may be expended on Truth Hall, Green Student Center, Turner Hall, and Whittaker Library. Any excess funds may be carried forward by the University and expended for the same purposes.

## Request for New Proviso:

*SC State University respectfully request the following proviso be included in the upcoming state budget to forgive the South Carolina Recovery Loan annual payment of \$355,036.00.*

Current outstanding balance is \$2,068,274.1 - million dollars (remaining balance of the \$12 million-dollar initial loan amount):

- “SC State is issued loan forgiveness for the balance of the SC Budget Control Board Operating Loan with an original principal amount of \$6,000,000, terms from 2015-2032 and all associated interest and any other associated cost.”

# Appendix

# Student Enrollment



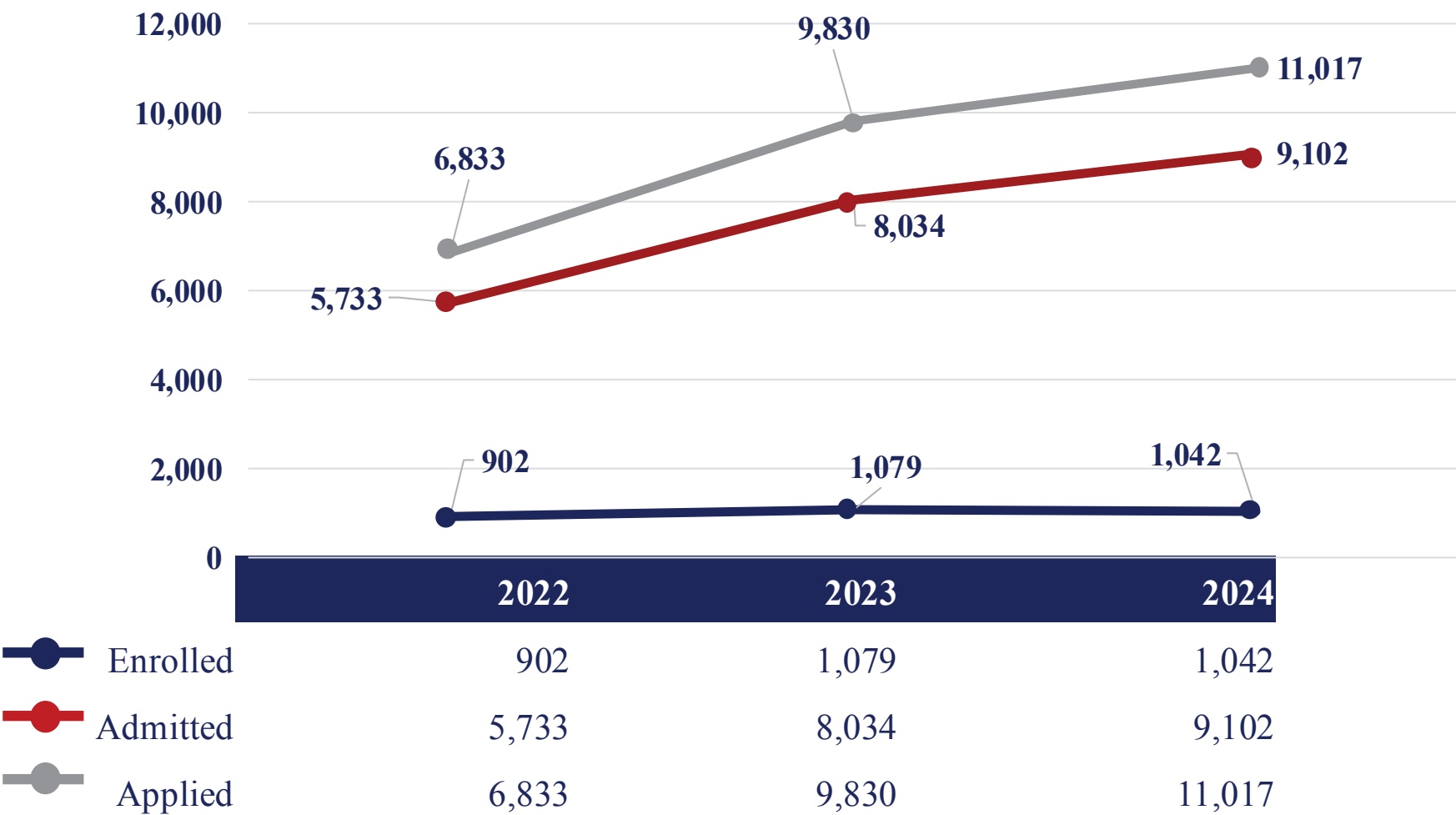
Term	Headcount	FTE
Fall 2022	2,649.00	2,425.61
Fall 2023	3,041.00	2,906.30
Fall 2024*	3,242.00	3,026.52

**\*Fall 2024 data as of November 1, 2024 per file uploaded to CHE.**

# First-time Freshmen



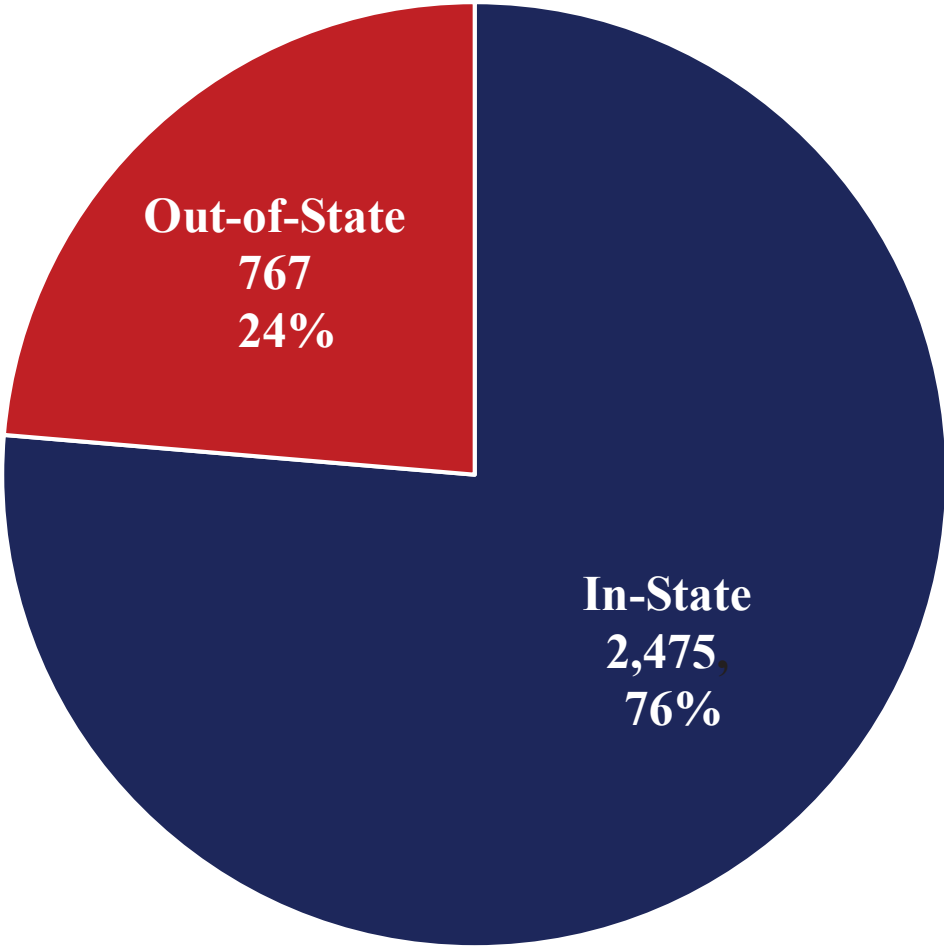
Applied, Admitted and Enrolled - Fall Semesters



# Student Enrollment\*



## In-State vs Out-of-State Students



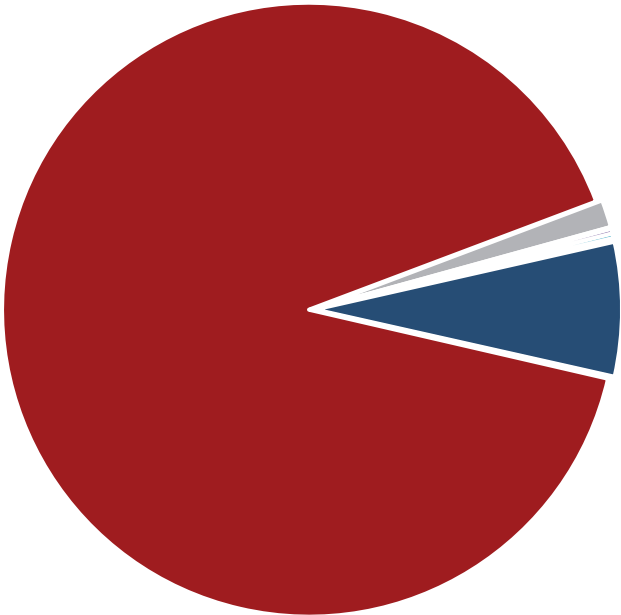
	In-State	Out-of-State
Headcount	2,475.00	767.00
FTE*	2,290.80	735.72

\*Fall 2024 data as of November 1, 2024 per file uploaded to CHE.

# Student Enrollment



## Enrollment by Race/Ethnicity; Count, Percent Fall 2024

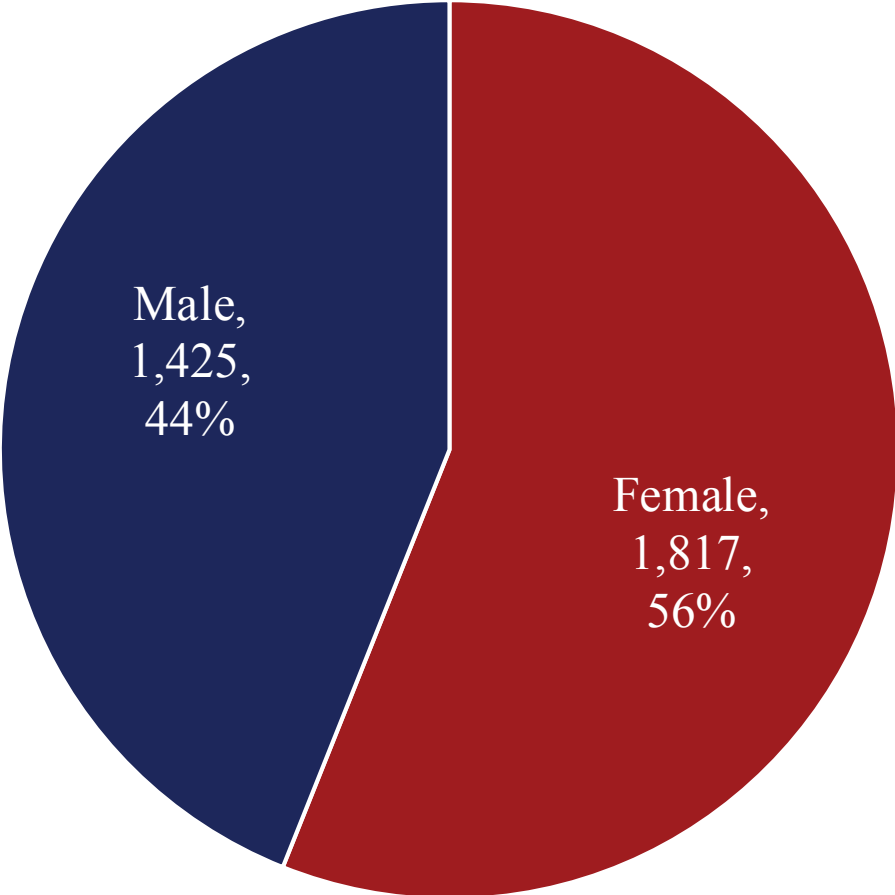


Ethnicity	Count	Percent
Black/African American	2,939	90.70%
Unknown/Two or More Races	229	.07%
White	47	1.40%
Hispanic	3	.01%
Asian	8	.02%
American Indian	8	.02%
Non-Resident Alien	5	.02%
Native Hawaiian	3	.01%

# Student Enrollment



## Enrollment by Gender Fall 2024



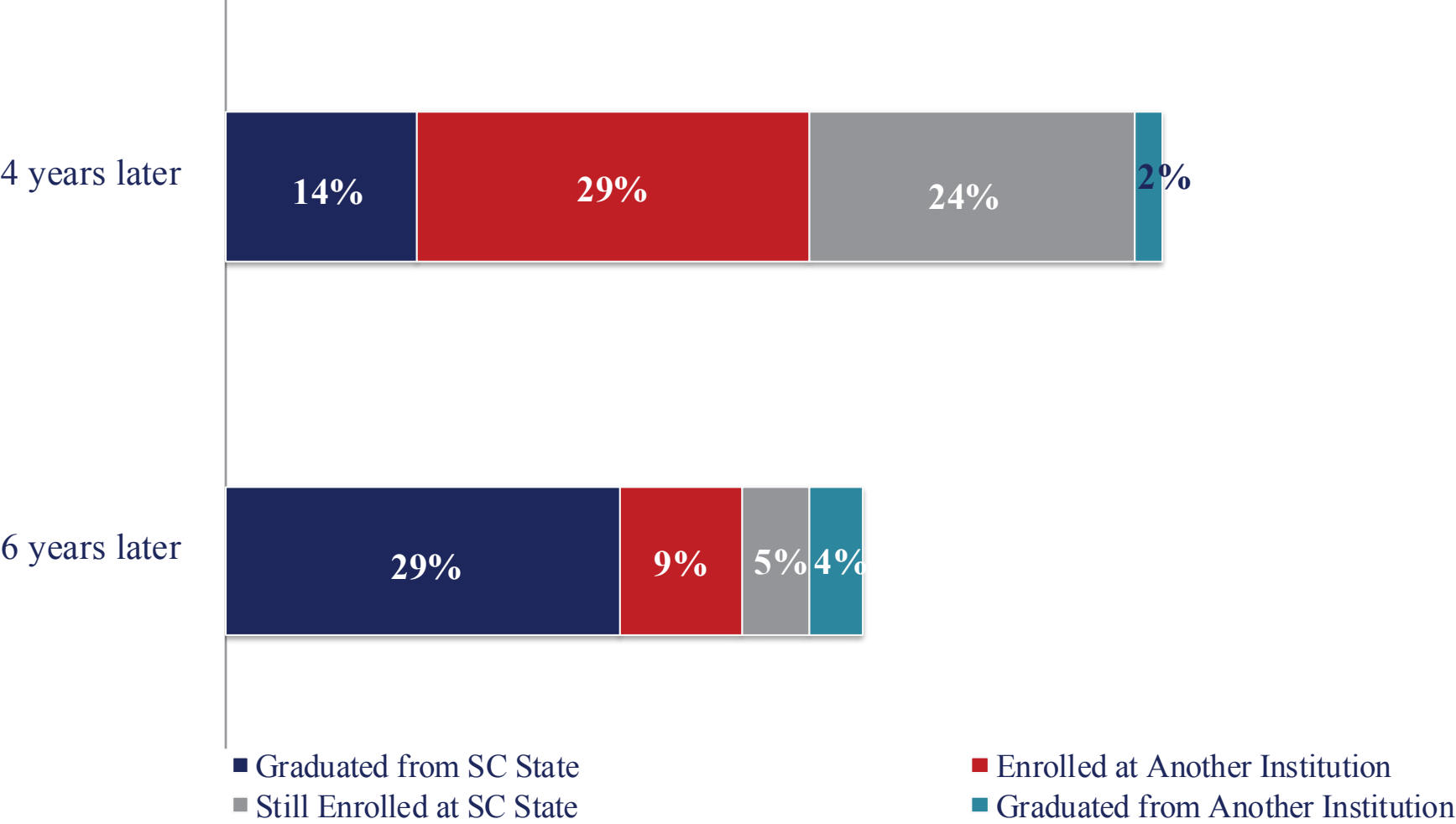
	Headcount	Percentage
Male	1,425	44%
Female	1,817	56%



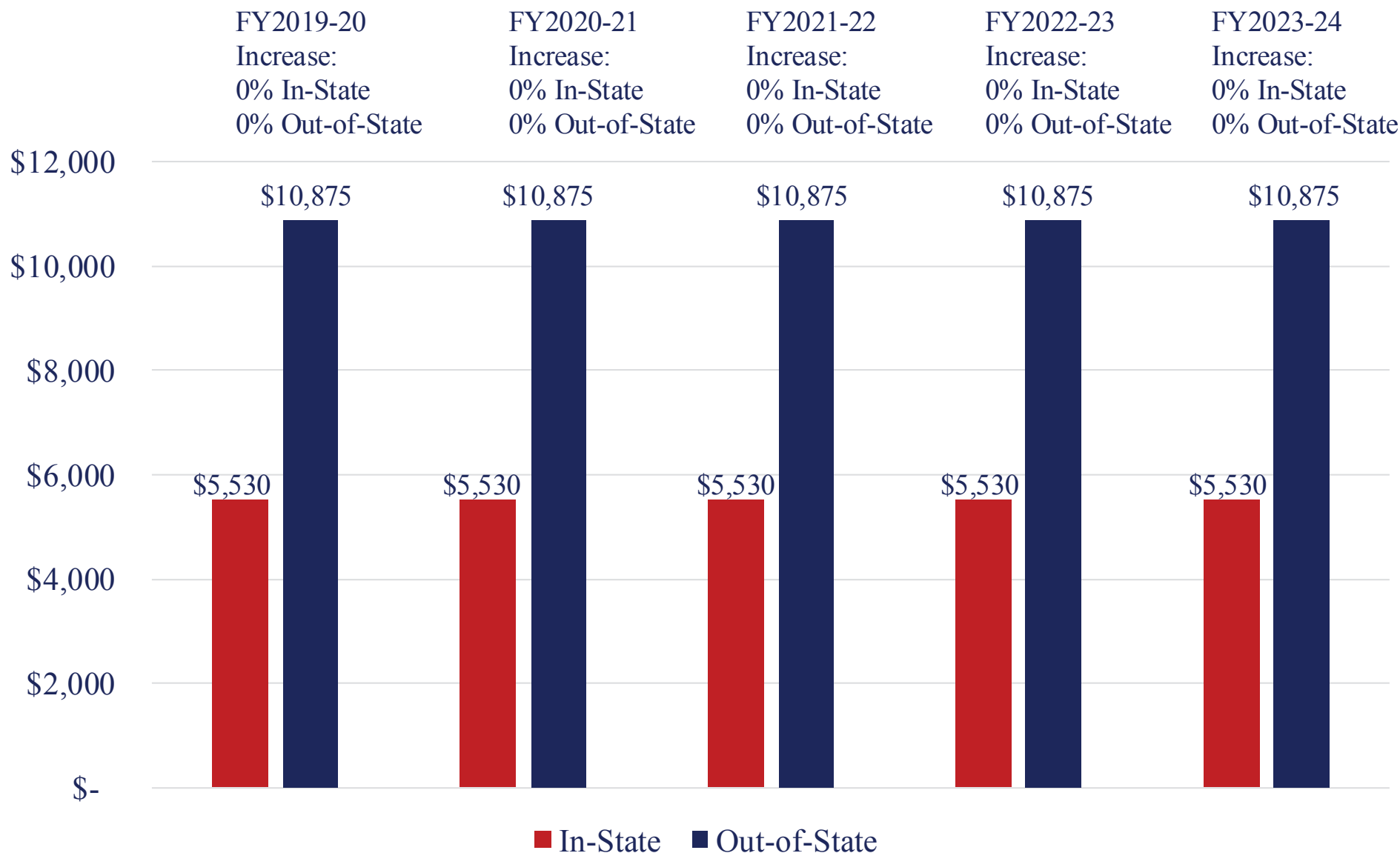
# Graduation Data



Fall 2017 First-time, Full-time Degree-Seeking Cohort  
(Total of 561)



# Tuition History - Per Semester



# 2024-25 Tuition and Fee Schedule



Full-time Undergraduate tuition and fees per semester  
(*twelve hours or more*):

	UNDERGRADUATE		GRADUATE	
	<u>In-State</u>	<u>Out-of-State</u>	<u>In-State</u>	<u>Out-of-State</u>
Tuition	\$ 4,764	\$ 10,109	\$ 4,964	\$ 10,519
Per Capita Student Fees				
Library Fee	75	75	75	75
Technology Fee	200	200	200	200
Health Services Fee	120	120	120	120
Student Activity Fee	80	80	80	80
Museum & Planetarium Fee	35	35	35	35
Athletic Fee	256	256	256	256
Subtotal Fees	<u>\$ 766</u>	<u>\$ 766</u>	<u>\$ 766</u>	<u>\$ 766</u>
Full-Time Tuition and Fees	<u>\$ 5,530</u>	<u>\$ 10,875</u>	<u>\$ 5,730</u>	<u>\$ 11,285</u>

\*Tuition discounts for students in neighboring states, 'legacy' students, and resident exceptions—covered individuals receiving veterans GI Bill Chapter 30 and 33 education benefits.

# Scholarships and Grants



## 2023-2024 Undergraduates

	<u>Students</u>	<u>Dollars</u>
<b>Federal</b>		
Pell	2,064	\$11,963,559.15
FSEOG	<u>482</u>	<u>768,491.17</u>
<b>Total Federal Scholarships &amp; Grants</b>	<b>2,546</b>	<b>12,732,090.32</b>
<b>State</b>		
SC Need Based Grant	1,050	\$3,174,746.33
Hope Scholarship	184	474,600.00
Life Scholarship (includes Life Enhancement)	321	1,537,500.00
Palmetto Fellows	3	20,100.00
SC National Guard	<u>18</u>	<u>88,000.00</u>
<b>Total State Scholarships &amp; Grants</b>	<b>1,576</b>	<b>\$5,294,946.33</b>
<b>Institutional</b>		
Academic	606	\$4,350,353.65
Athletic	<u>350</u>	<u>\$3,920,179.26</u>
<b>Total Institutional Scholarships &amp; Grants</b>	<b>956</b>	<b><u>\$8,270,532.91</u></b>
<b>Total Scholarship &amp; Grant Aid</b>		<b>\$26,297,569.56</b>

# Outstanding Debt



	Original Principal	Principal Due After	FY24-25 Principal	FY24-25 Interest	FY24-25 Total Debt	Principal Due After
	<u>Amount</u>	<u>06/30/2024</u>	<u>Payments</u>	<u>Payments</u>	<u>Service</u>	<u>06/30/2025</u>
State Institution Bonds Payable	\$ 20,845,000	\$ 7,935,000	1,870,000	317,400	2,187,400	6,065,000
Notes Payable	474,684	145,428	96,659	1,322	97,981	48,769
State Loans Payable	6,000,000	2,388,176	319,902	35,134	355,036	2,068,274
Total Bonds and Notes Payable	<u>\$ 27,319,684</u>	<u>10,468,604</u>	<u>2,286,561</u>	<u>353,856</u>	<u>2,640,417</u>	<u>8,182,043</u>

# Employees



The college has **684** employees with a total payroll of slightly more than 2.2 million per payroll (Fall 2024).

- 128 Full-Time Faculty
- 86 Part-Time Faculty
- 279 Full-Time Staff
- 191 Temporary (P14 and P13)

	Total	State	Federal	Other
Authorized	374.00	231.88	0.00	142.12
Filled	374.00	231.88	0.00	142.12
Vacant	0.00	0.00	0.00	0.00

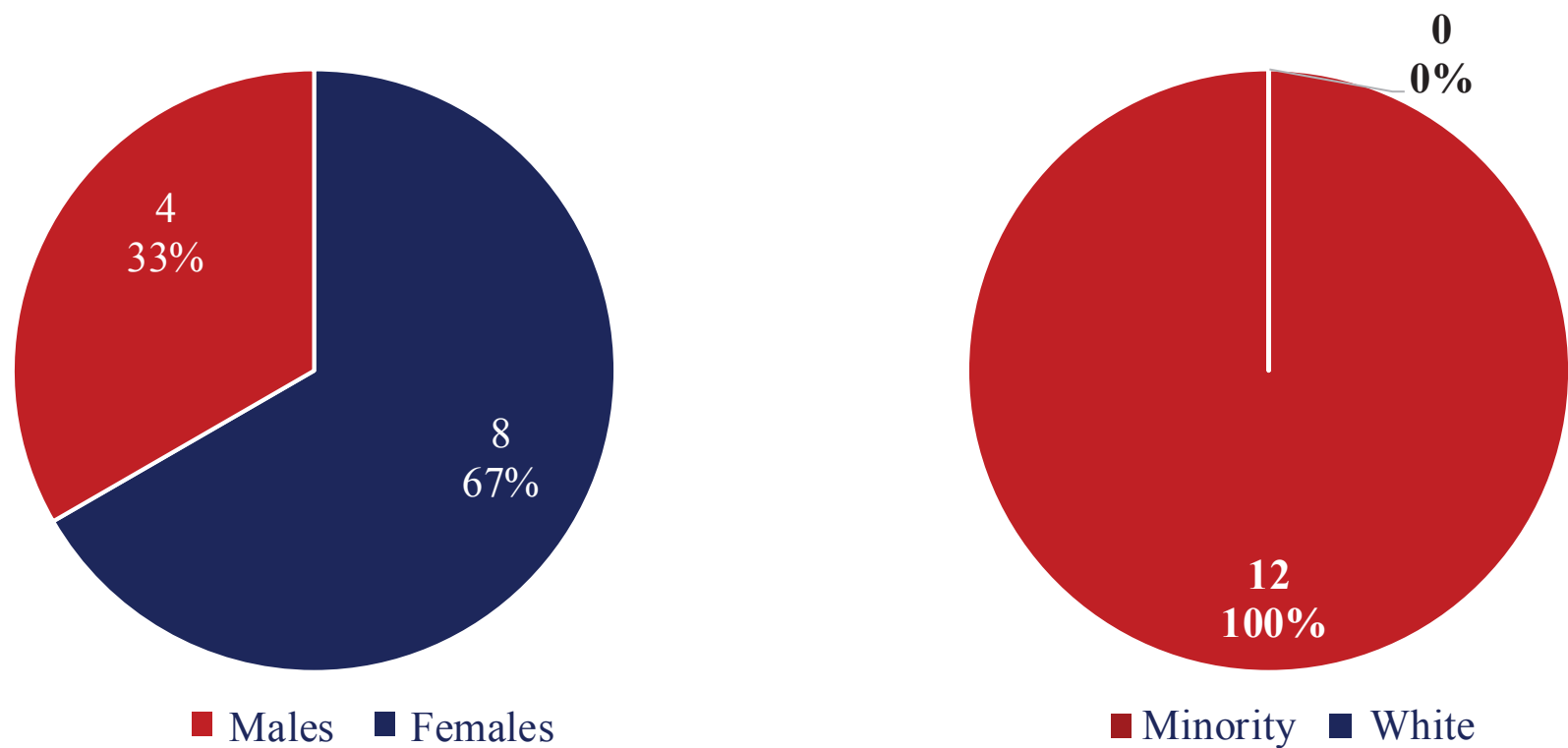
\* The FTE data does not include the PSA authorized FTEs (74)

\*\* The Total Authorized does not include the 85.02 Interim FTEs

# Employees, cont'd



## Overall Representation of Administration

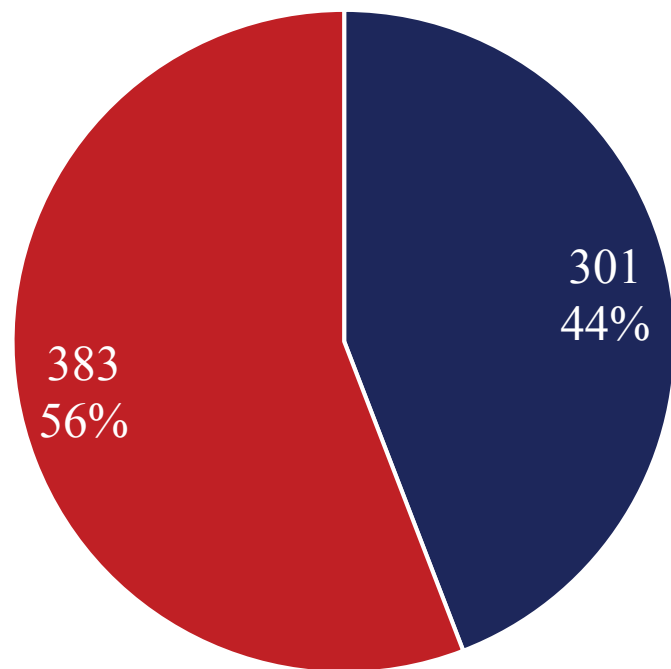


Total  
12

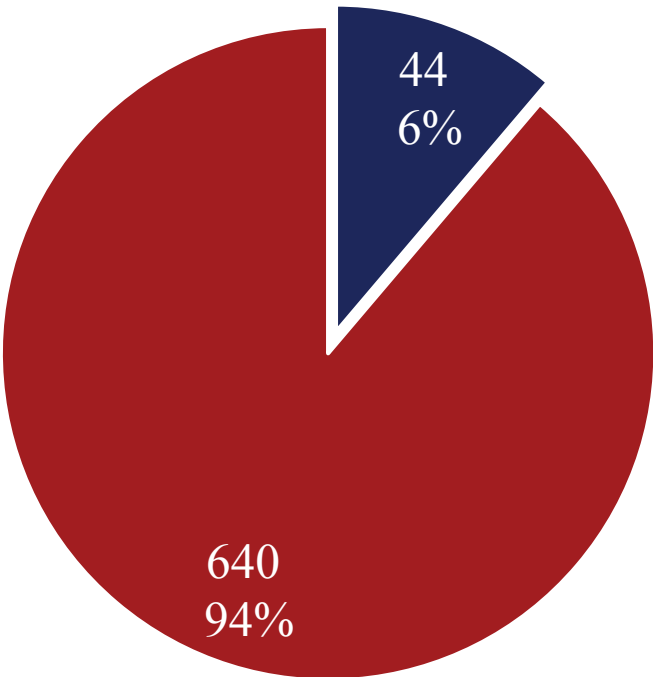
# Employees, cont'd



## Overall Representation of Employees



■ Females ■ Males



■ Minority ■ White

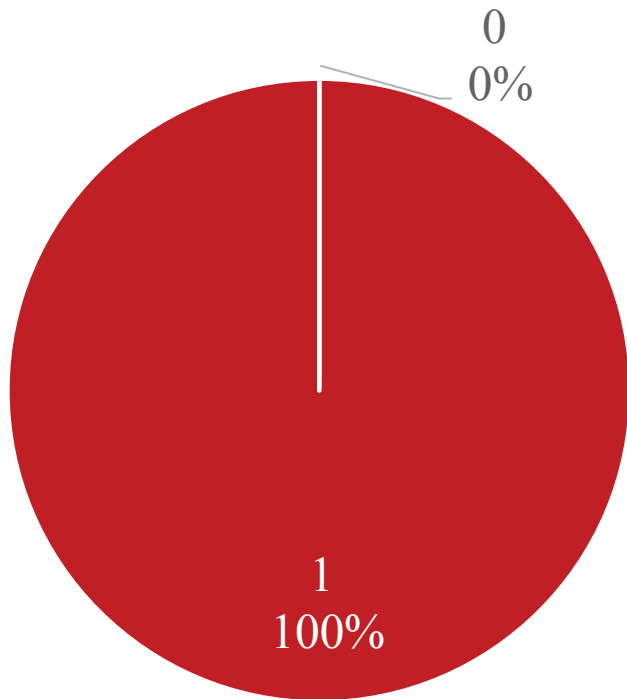
**Total  
663**



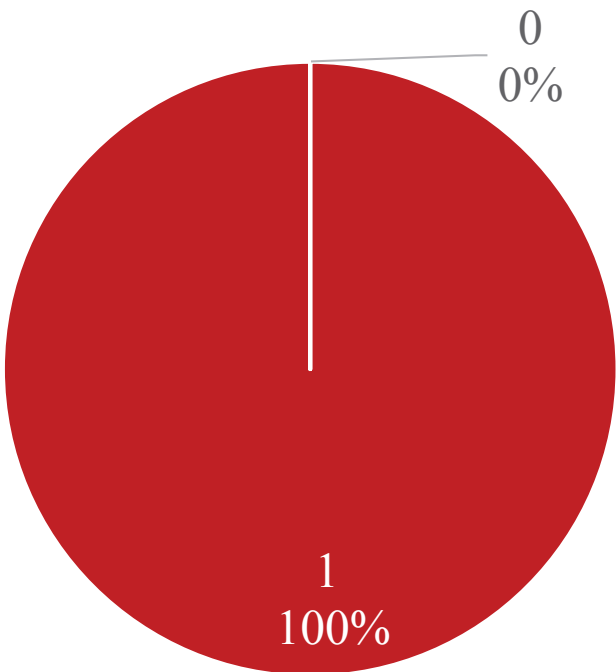
# Employees, cont'd



Academic Executive Officers Analysis Chart



■ Males ■ Females



■ Minority ■ White

Total  
1

# Capital Projects



Project	Status	Balance	Revenue Source
James E. Clyburn Transportation and Conference Center Construction (Project Number 9573) <sup>1</sup>	Active	\$ 11,507,331	Federal
Midlands Cluster (Cayce Facility) Renovations (Project Number 9656)	Active	\$ 6,225,253	Federal
KW Green Student Center Renovation (Project Number 9757)	Active	\$ 3,377,716	State Appropriations
KW Green Student Center Renovation - Expansion (Project Number 9664)	Active	\$ 250,000	State Appropriations
Crawford Zimmerman (Project Number 9758)	Active	\$ 421	State Appropriations
Truth Hall (Project Number 9661)	Active	\$ 15,000,000	State Appropriations
Reserve Officers Training Corp. Center (Project Number 9662)	Active	\$ 360,000	State Match
Benner C Turner Hall	Active	\$ 364,050	State Appropriations

# Capital Projects



Project	Status	Balance	Revenue Source
Supplemental Housing – Modular Lease (Project Number 9663)	Active	\$ 3,850	Student Housing Improvement Funds
PSA Research/Extension Center (Bamberg) (Project Number 9665)	Active	\$ 11,565,478	Federal – USDA
Health and Wellness Center (Project Number 9667)	Active	\$ 200,000	Student Housing Improvement Funds
New Student Residence Hall (Project Number 9668)	Active	\$ 400,000	Student Housing Improvement Funds
PSA-Camp Harry E Daniels Redevelopment (Project Number 9669)	Active	\$ 680,000	Federal - USDA

\* Information obtained from the SPIRES report as of 10-31-2024.

# Deferred Maintenance/Capital Renewal

---



- SC State University has a Deferred Maintenance plan. The plan includes a review of the facilities portfolio identifying all facility related renewal needs (deferred, capital renewal and capital improvements)
  - Over a pre-defined period.
  - Based on State required State Building Condition Survey
- C&W Services (UNICCO at the time) completed the facilities assessment. This assessment is updated annually.
  - As projects are completed
  - As new needs are identified
- In FY24, SC State University spent \$8,992,000 on deferred and capital renewal maintenance needs.
- SC State University has an additional \$132,084,745 in FY25 projects.
- Current FCA identifies current assessment of \$55M in deferred capital and maintenance needs.
- The cost to bring all facilities to an 80% condition is \$91,166,228; The investment to bring the facilities to 100% condition is \$96,424,562.

# Major Maintenance and Capital Improvement Projects



## Current Status

Project	Cost	Status	Funding Source
Queens Village Phase II Renovation	\$ 850,000	In Design	Other Funds
Rowe Hall Interior Renovation	\$ 1,500,000	Design Phase	Other Funds
Nix Hall Interior Renovation	\$ 1,650,000	Design Phase	Other Funds
MLK Auditorium Waterproofing	\$ 250,000	Design Phase	Title III
Felton Lab School Roof Replacement	\$ 500,000	Design Phase	Other Funds
Turner Hall Replacement	\$ 54,700,000	Design Phase	Capital Appropriations
Student Center Expansion	\$ 20,000,000	Design Phase	Capital Appropriations
Williams Hall Fresh Air AUH's	\$ 800,000	Design Phase	Auxiliary
Hodge Hall Fire Alarm Upgrade	\$ 200,000	Design Phase	Title III
Rowe Hall Window Replacement	\$ 116,650	Bid Phase	Other Funds
Nix Hall Window Replacement	\$ 98,500	Bid Phase	Other Funds
Truth Hall Renovation	\$ 15,000,000	Bid Phase	Capital Appropriations
Academic Building Access Control	\$ 250,000	Bid Phase	Title III
Fine Arts Recital Hall Upgrades	\$ 600,095	Awarded	Title III

# Major Maintenance and Capital Improvement Projects



## Current Status

Project	Cost	Status	Funding Source
MLK Auditorium Upgrades	\$ 250,000	Awarded	Title III
Whittaker Library Replacement	\$ 30,000,000	A-1 Process	Capital Appropriations
KW Green Student Center Renovation	\$ 4,400,000	50%	Capital Appropriations
Academic Building Restroom Upgrades	\$ 405,000	50%	Title III
Hodge Hall Classroom Upgrades	\$ 514,500	50%	Title III
Hugine Suites Access Control	\$ 1,200,000	Complete	Auxiliary
Campus Wide Chiller Replacement	\$ 414,000	Complete	Appropriations
Queens Village Phase I Renovation	\$ 1,600,000	Complete	Other Funds
Fine Arts BAS	\$ 800,000	Complete	Orangeburg County Grant
Demolition Deteriorated Properties	\$ 24,000	Complete	Appropriations
Rowe/Nix Hall ACM Abatement	\$ 36,000	Complete	Other Funds
Davis Hall Chiller Replacement	\$ 252,000	Complete	Other Funds
Lewis Lab Roof	\$ 410,000	Complete	HEEEP
Earle Hall Waterproofing	\$ 89,950	Complete	Auxiliary
Davis Hall Exhaust Turbines	\$ 75,000	Complete	Other Funds

# Major Maintenance and Capital Improvement Projects



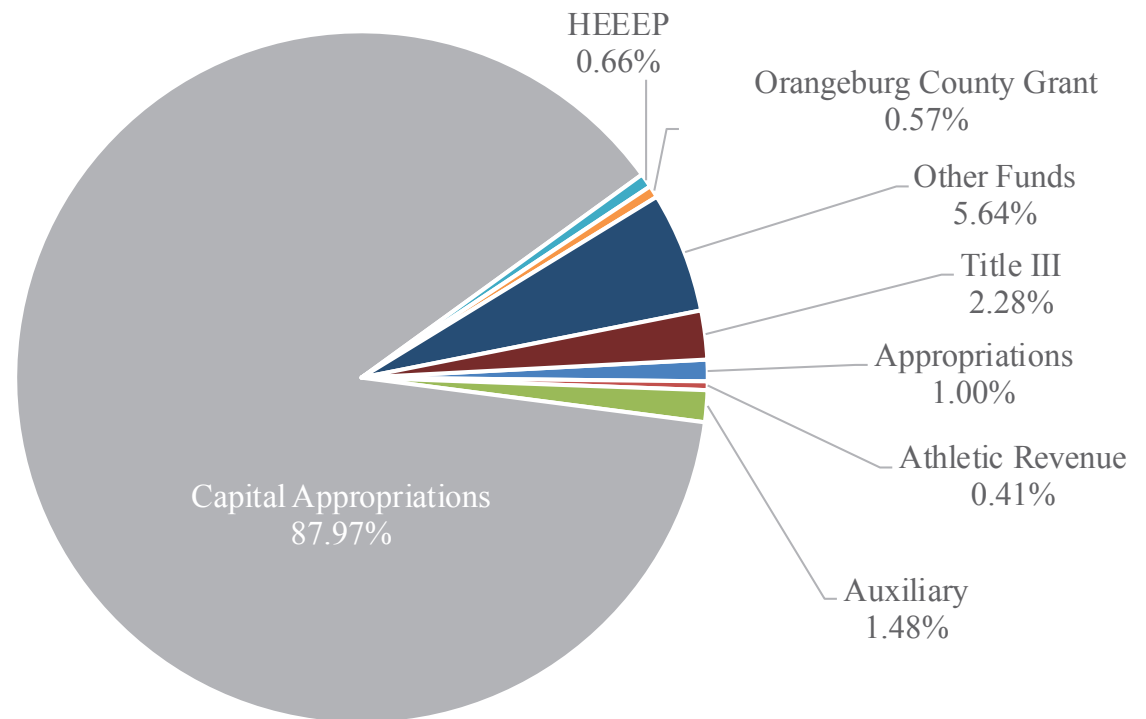
## Current Status

Project	Cost	Status	Funding Source
Campus Wide Security Camera Upgrades	\$ 1,220,930	Complete	Other Funds
Nance Paint & Flooring	\$ 270,000	Complete	HEEEP
Davis Hall AHU Replacement	\$ 52,000	Complete	Other Funds
Nance Hall Chiller Replacement	\$ 250,000	Complete	HEEEP
Dawkins Track Replacement	\$ 574,830	Complete	Athletic Revenue
Whittaker ADA Upgrades	\$ 295,000	Complete	Title III
Hodge Hall Roof Replacement	\$ 450,000	Complete	Title III
Stanback Roof Replacement	\$ 606,090	Complete	Appropriations
Stanback Interior Renovation	\$ 372,200	Complete	Appropriations
<b>TOTAL \$</b>	<b>141,076,745</b>		

# Major Maintenance, cont'd



Source of Funding	# of Projects	Total Cost
Appropriations	4	\$ 1,416,290
Athletic Revenue	1	\$ 574,830
Auxiliary	3	\$ 2,089,950
Capital Appropriations	5	\$ 124,100,000
HEEEP	3	\$ 930,000
Orangeburg County Grant	1	\$ 800,000
Other Funds	12	\$ 7,951,080
Title III	9	\$ 3,214,595
<b>TOTAL</b>	<b>38</b>	<b>\$ 141,076,745</b>





# Organizational Chart

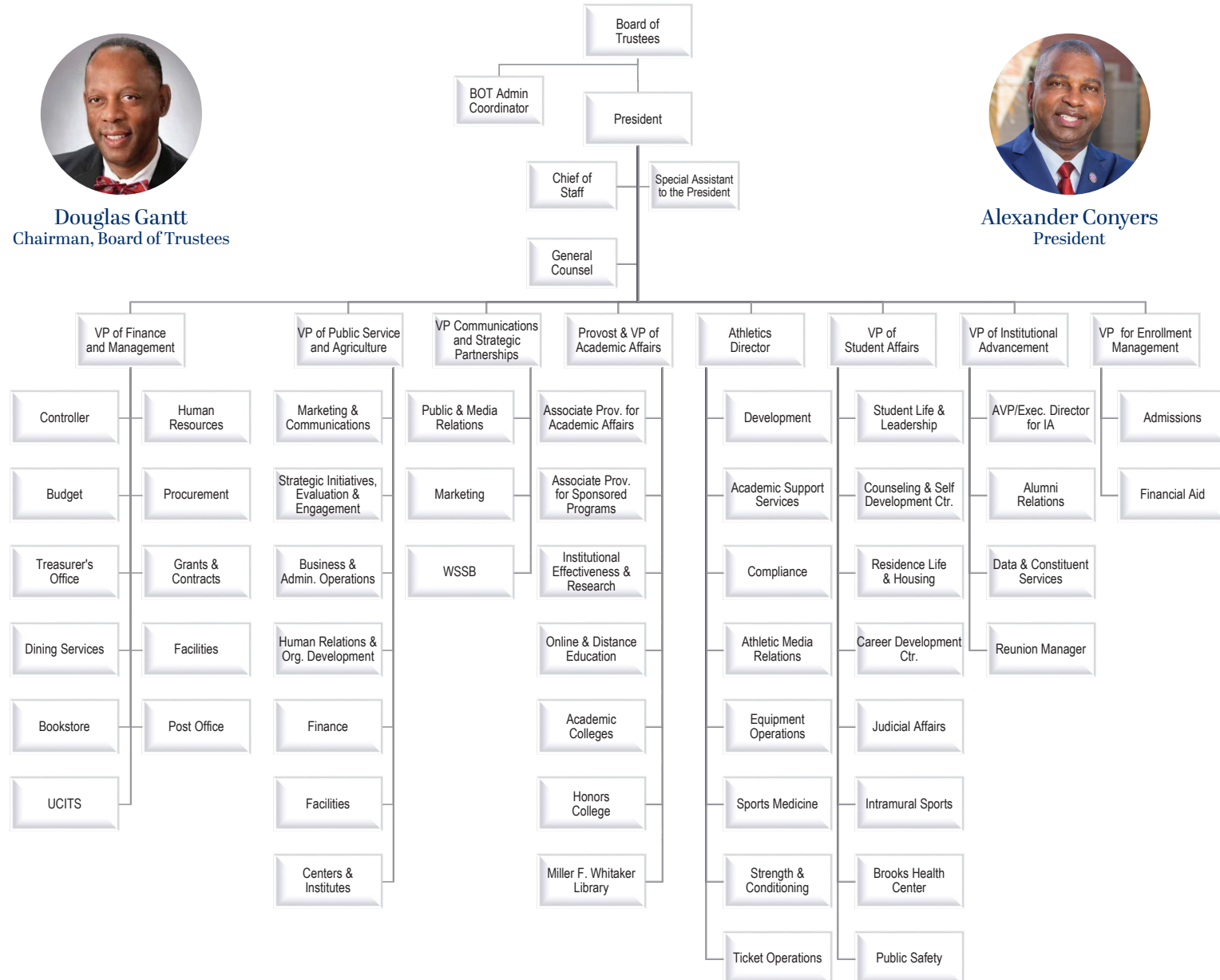
(Approved by the Board of Trustees on April 21, 2023)



**Douglas Gantt**  
Chairman, Board of Trustees



**Alexander Conyers**  
President





Thank You



**Office of the President**

Ko W.G. Donma Administration Building  
300 College Street, Northeast I P.O. Box 7008  
Orangeburg, South Carolina 29117



**Office of Finance and Administrations**

William R. Lowman Hall  
300 College Street, Northeast I P.O. Box 7007  
Orangeburg, South Carolina 29117

[www.SCSU.edu](http://www.SCSU.edu)